



Chipsmall Limited consists of a professional team with an average of over 10 year of expertise in the distribution of electronic components. Based in Hongkong, we have already established firm and mutual-benefit business relationships with customers from,Europe,America and south Asia,supplying obsolete and hard-to-find components to meet their specific needs.

With the principle of “Quality Parts,Customers Priority,Honest Operation,and Considerate Service”,our business mainly focus on the distribution of electronic components. Line cards we deal with include Microchip,ALPS,ROHM,Xilinx,Pulse,ON,Everlight and Freescale. Main products comprise IC,Modules,Potentiometer,IC Socket,Relay,Connector.Our parts cover such applications as commercial,industrial, and automotives areas.

We are looking forward to setting up business relationship with you and hope to provide you with the best service and solution. Let us make a better world for our industry!



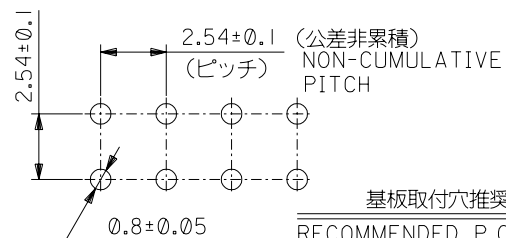
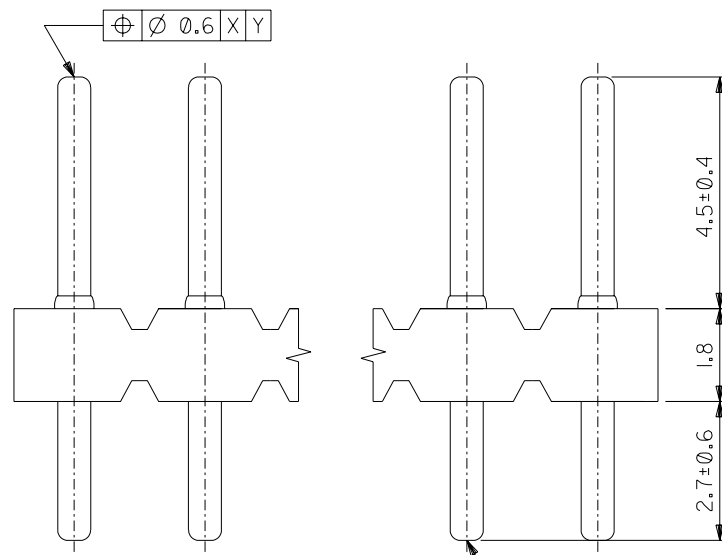
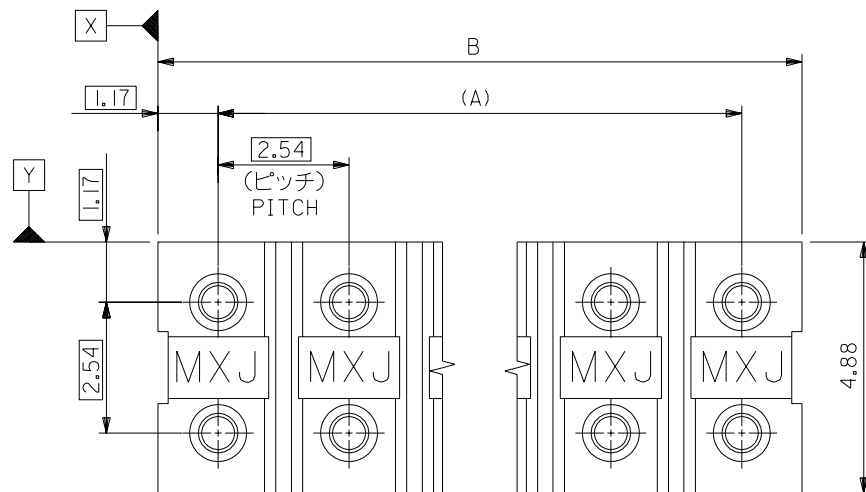
Contact us

Tel: +86-755-8981 8866 Fax: +86-755-8427 6832

Email & Skype: info@chipsmall.com Web: www.chipsmall.com

Address: A1208, Overseas Decoration Building, #122 Zhenhua RD., Futian, Shenzhen, China






基板取付穴推奨寸法
RECOMMENDED P.C.B. LAYOUT
(SCALE 5-1)

注記:
NOTES

1. 材料
MATERIAL
ピン : 黄銅 $\phi 0.64$
PIN : BRASS $\phi 0.64$
ウェハー : ガラス15%入りP.B.T. UL94V-O、黒
WAFER : P.B.T. G.F.15% UL94V-0, BLACK
2. メッキ仕様
PLATING
錫メッキ
Sn PLATING.
3. 2極は5547-NAを切断加工したものです。
2 CIRCUITS TO BE MADE BY CUTTING
5547-NA.

42.98	40.64	5547-34A	34
40.44	38.10	5547-32A	32
37.90	35.56	5547-30A	30
35.36	33.02	5547-28A	28
32.82	30.48	5547-26A	26
30.28	27.94	5547-24A	24
27.74	25.40	5547-22A	22
25.20	22.86	5547-20A	20
22.66	20.32	5547-18A	18
20.12	17.78	5547-16A	16
17.58	15.24	5547-14A	14
15.04	12.70	5547-12A	12
12.50	10.16	5547-10A	10
9.96	7.62	5547-08A	8
7.42	5.08	5547-06A	6
4.48	2.54	5547-04A	4
2.54 ^{+0.5} _{-0.2}	— # —	5547-02A	2
B	(A)	ENC. NO.	CKT.

Y										材料 MATERIAL		 MOLEX-JAPAN CO.,LTD. 日本モレックス株式会社	
										注記参照 SEE NOTES		EDP. NO. <u> # </u>	
角度 ANGLE		±3°								仕上げ FINISH		注記参照 SEE NOTES	
30 以上 OVER		±0.3								適用電線範囲 WIRE RANGE		— # —	
10 以上 OVER 30 未満 UNDER		±0.25		B 再作図 (JD78261)		K.A. M.S. 96/3/3				被覆外径 INS. RANGE		— # —	
10 未満 UNDER		±0.2		記号 変更内容 LTR REVISION RECORD		DR. CHK. 日付 DATE		DRAWN BY '96/3/3 K. Adachi		CHK'D BY H. Sasaki		ENG. NO. (SHEET 1 OF 2) REV SD-5547-NA B	
一般公差 UNIT:mm GENERAL TOLERANCES		REVISE ONLY ON CAD SYSTEM						APP'D BY (1) H. Sasaki		尺度 SCALE 10-1		TITLE 名称 2.54 DUAL ROW MICRO SHUNT WAFER ASS'Y	

EN-0 IC(032)MXJ-32