Chipsmall Limited consists of a professional team with an average of over 10 year of expertise in the distribution of electronic components. Based in Hongkong, we have already established firm and mutual-benefit business relationships with customers from,Europe,America and south Asia,supplying obsolete and hard-to-find components to meet their specific needs.

With the principle of “Quality Parts,Customers Priority,Honest Operation,and Considerate Service”,our business mainly focus on the distribution of electronic components. Line cards we deal with include Microchip,ALPS,ROHM,Xilinx,Pulse,ON,Everlight and Freescale. Main products comprise IC,Modules,Potentiometer,IC Socket,Relay,Connector.Our parts cover such applications as commercial,industrial, and automotives areas.

We are looking forward to setting up business relationship with you and hope to provide you with the best service and solution. Let us make a better world for our industry!

Contact us

Tel: +86-755-8981 8866 Fax: +86-755-8427 6832
Email & Skype: info@chipsmall.com Web: www.chipsmall.com
Address: A1208, Overseas Decoration Building, #122 Zhenhua RD., Futian, Shenzhen, China

THIS DRAWING IS UNPUBLISHED. RELEASED FOR PUBLICATION JULY ,2006.
© COPYRIGHT 2006 BY TYCO ELECTRONICS CORPORATION. ALL RIGHTS RESERVED.

LOC	DIST
E	B

REVISIONS

P	LTR	DESCRIPTION	DATE	DWN	APVD
	B	ECR-06-015596	17JUL06	JMS	FWK

NOTES:

1. PACK IN ACCORDANCE WITH AMP SPEC 107-3275
2. 100 TRAY PACK IN ACCORDANCE WITH AMP SPEC 107-3275
3. Ag PLATING
4. THIS ITEM MUST BE WHITE

5 ELECTRICAL CHARACTERISTICS

FREQUENCY RANGE:	DC – 4 GHz
NOMINAL IMPEDANCE:	50 Ohm
INSULATION RESISTANCE:	5000 MOhm
WORKING VOLTAGE:	500 Volts RMS at Sea Level
DIELECTRIC WITHSTAND VOLTAGE:	1500 Volts RMS Max
CONTACT RESISTANCE:	
CENTRE CONTACT:	1.50 mOhm Max
OUTER CONTACT:	0.20 mOhm Max
VSWR @ 4GHz:	1.30:1 Max
INSERTION LOSS dB @ x 3 GHz:	0.20 Max

6 MECHANICAL CHARACTERISTICS

COUPLING NUT RETENTION FORCE:	N/A
CABLE RETENTION FORCE:	170N Min
CLAMP NUT RECOMMENDED TORQUE:	4N
MOUNT NUT RECOMMENDED TORQUE:	4N
DURABILITY:	500 Cycles Min

7 ENVIRONMENTAL CHARACTERISTICS

OPERATING TEMPERATURE:	–65 to +165 DegC

8 FOR TECHNICAL DATA REFER TO YOUR LOCAL TYCO ELECTRONICS SALES OFFICE

9 ALL DIMENSIONS ARE NOMINAL FOR REFERENCE ONLY UNLESS OTHERWISE STATED

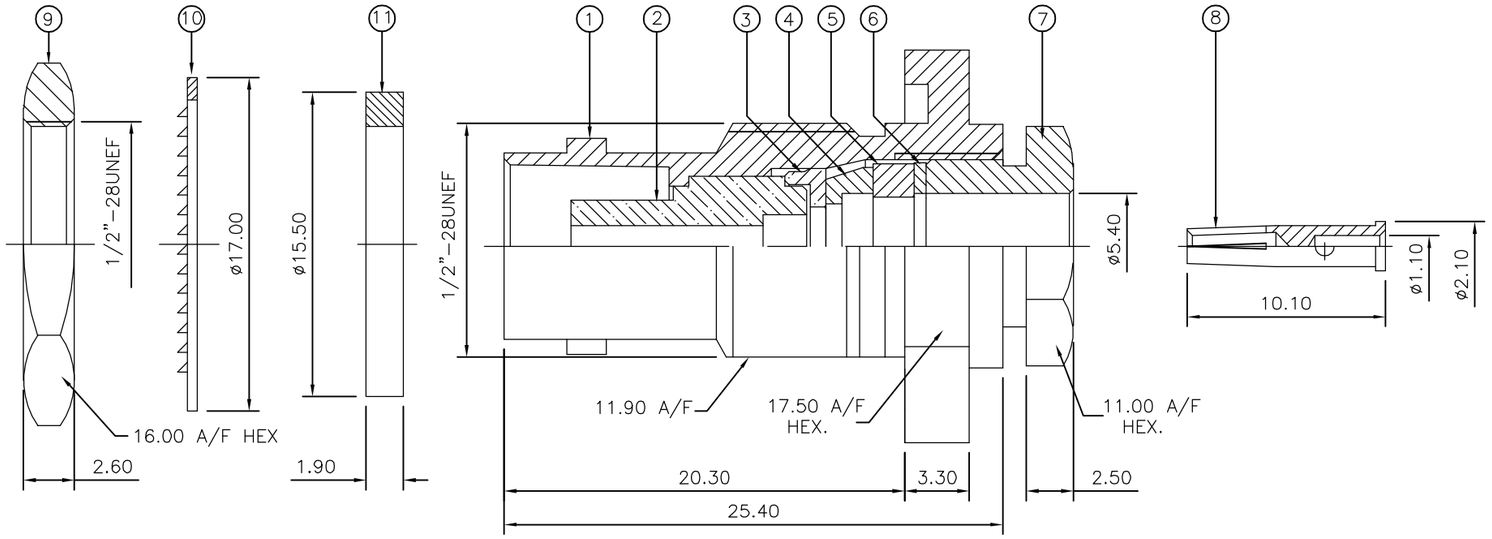

RECOMMENDED CABLE STRIPPING DIM'S

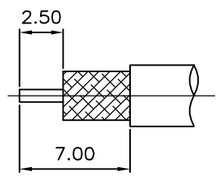

RECOMMENDED PANEL CUTOUT

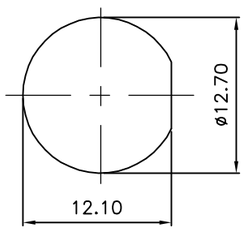

QUANTITY PER ASSY				PARTS LIST		
		1	1	SILICON RUBBER (4)	GASKET	11
		1	1	STEEL (3)	LOCKWASHER	10
		1	1	BRASS (3)	HEX. NUT	9
		1	1	BRASS (3)	CONTACT	8
		1	1	BRASS (3)	CLAMP NUT	7
		1	1	BRASS (3)	WASHER	6
		1	1	SILICON RUBBER (4)	GASKET	5
		1	1	BRASS (3)	SLEEVE	4
		1	1	BRASS (3)	WASHER	3
		1	1	PTFE	INSULATION	2
		1	1	BRASS (3)	BODY	1
		6--0	1--0	MATERIAL	DESCRIPTION	ITEM
		(2)	(1)			

THIS DRAWING IS A CONTROLLED DOCUMENT.

DIMENSIONS: mm

TOLERANCES UNLESS OTHERWISE SPECIFIED:

0 PLC	± –
1 PLC	± –
2 PLC	± –
3 PLC	± –
4 PLC	± –
ANGLES	± –

MATERIAL: SEE TABLE

FINISH: –

DWN	J.SANDWELL	17JUL06
CHK	S.PARLOW	17JUL06
APVD	F.WHEELER–KING	17JUL06
PRODUCT SPEC	–	
APPLICATION SPEC	411–3252	
WEIGHT	–	

CUSTOMER DRAWING

tyco Electronics

Tyco Electronics Corporation
Bideford EX39 4HE

NAME: BNC STRAIGHT BULKHEAD JACK MIL–CLAMP 50 OHM RG58C/U, 141A/U, URM43, 76, KX15
–

SIZE	CAGE CODE	DRAWING NO	RESTRICTED TO
A3	00779	C–1478148	–

SCALE	SHEET	REV
NTS	1 OF 1	B