



Chipsmall Limited consists of a professional team with an average of over 10 year of expertise in the distribution of electronic components. Based in Hongkong, we have already established firm and mutual-benefit business relationships with customers from,Europe,America and south Asia,supplying obsolete and hard-to-find components to meet their specific needs.

With the principle of “Quality Parts,Customers Priority,Honest Operation,and Considerate Service”,our business mainly focus on the distribution of electronic components. Line cards we deal with include Microchip,ALPS,ROHM,Xilinx,Pulse,ON,Everlight and Freescale. Main products comprise IC,Modules,Potentiometer,IC Socket,Relay,Connector.Our parts cover such applications as commercial,industrial, and automotives areas.

We are looking forward to setting up business relationship with you and hope to provide you with the best service and solution. Let us make a better world for our industry!



Contact us

Tel: +86-755-8981 8866 Fax: +86-755-8427 6832

Email & Skype: info@chipsmall.com Web: www.chipsmall.com

Address: A1208, Overseas Decoration Building, #122 Zhenhua RD., Futian, Shenzhen, China



F

E

D

C

B

A

F

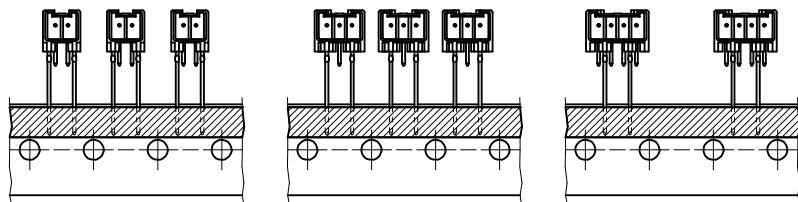
E

D

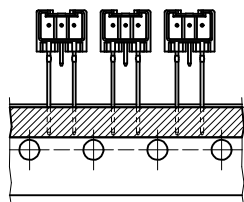
C

B

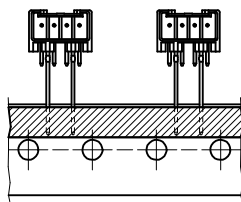
A



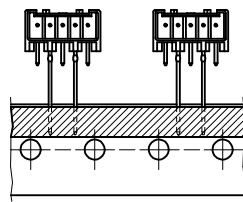
(2 極)
(2 CKT.)



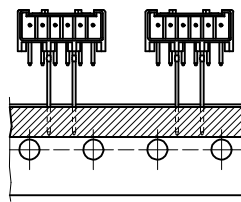
(3 極)
(3 CKT.)



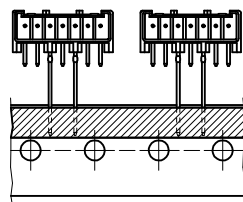
(4 極)
(4 CKT.)



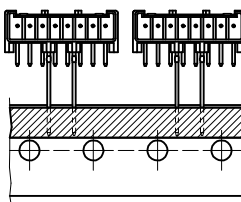
(5 極)
(5 CKT.)



(6 極)
(6 CKT.)

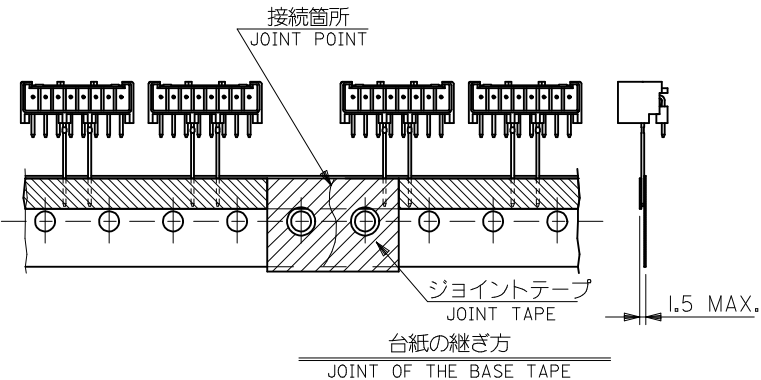


(7 極)
(7 CKT.)

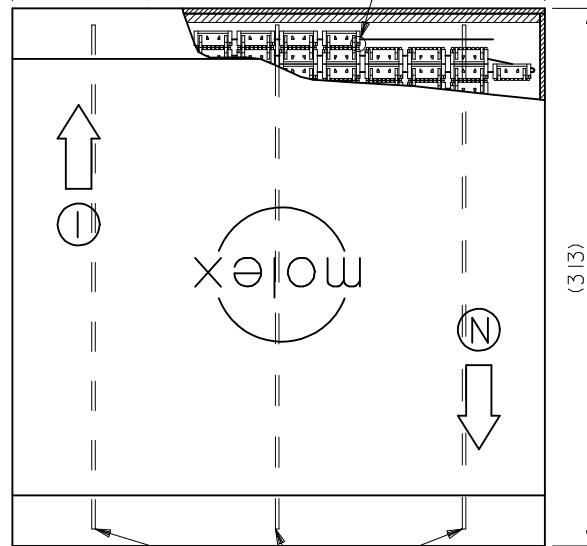


(8 極)
(8 CKT.)

極数別テーピング状態図
CKT. TAPING FORM

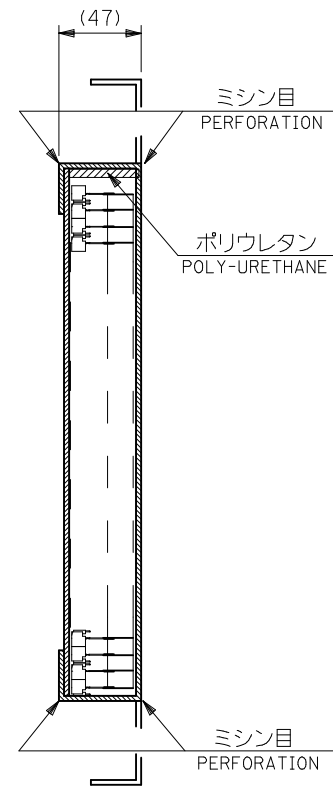


CKT.NO.1 マーク側
CKT.NO.1 MARK SIDE



竹串
BAMBOO SKEWERS

包装状態図
PACKAGING FORM



ミシン目
PERFORATION

ポリウレタン
POLY-URETHANE

ミシン目
PERFORATION

注 記 NOTES

- 包装形態はつづら折りで箱詰め。
RADIAL TAPE IS FOLDED AND PILED IN THE CARTON.
- テーピングの両端には、5個以上の送り穴を設けること。
BOTH ENDS OF TAPING, MORE THAN 5 FEEDING HOLES SHOULD BE PROVIDED.
- コネクタの欠落数は、D 寸法 (SHEET 1 OF 2 参照) が 12.7 の場合連続3個まで、25.4 の場合1個とする。(折り目ごとの1個抜きも含む)
ALLOWABLE NUMBERS OF CONSECUTIVE MISSING CONNECTORS:
FOR CONNECTORS WHERE D=12.7,=3(REFER TO SHEET 1 OF 2)
FOR CONNECTORS WHERE D=25.4,=1
- 台紙の継ぎ目のずれは、いかなる方向からも ±0.3mm 以内とする。
MISMATCHED JOINT OF THE BASE TAPE SHOULD BE KEPT WITHIN ±0.3mm IN EVERY DIRECTIONS.
- 図中以外の項目は、日本工業規格 JIS C0805 * 電子部品のテーピング * を適用。
ITEMS UNLESS OTHERWISE SPECIFIED, JIS C 0805 (TAPING OF ELECTRONIC COMPONENTS) SHOULD BE APPLIED.

REVISED EC NO.: J2009-0576 DRAWN: NAKAMURA CHKD: T. HARUYAMA APPR: NUKITA	DESCRIPTION	GENERAL TOLERANCES (UNLESS SPECIFIED)		DIMENSION STYLE MM ONLY		SCALE ---	DESIGN UNITS METRIC	THIRD ANGLE PROJECTION		
		10 UNDER	± 0.2	DRAWN BY K. TOJO	DATE 1993/05/24	TITLE 2.5 W/B CONN WAFER ASSY R/A RADIAL TAPING -LEAD FREE-				
		10 OVER 30 UNDER	± 0.25	CHECKED BY K. ASAKAWA	DATE 2001/11/13					
		30 OVER	± 0.3	APPROVED BY T. YAMAGUCHI	DATE 2001/11/13	MOLEX INCORPORATED				
		ANGULAR ±3 °		MATERIAL NO. SEE CHEET 1						
		DRAFT WHERE APPLICABLE MUST REMAIN WITHIN DIMENSIONS		SIZE A3		THIS DRAWING CONTAINS INFORMATION THAT IS PROPRIETARY TO MOLEX INCORPORATED AND SHOULD NOT BE USED WITHOUT WRITTEN PERMISSION				