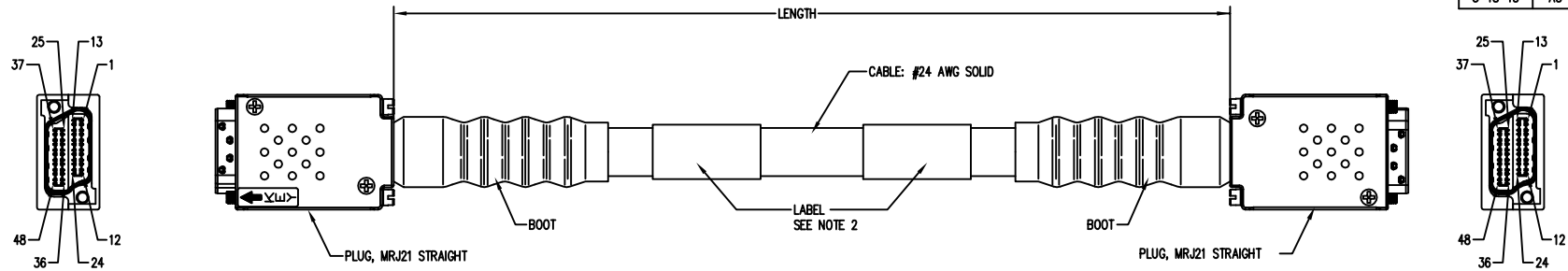
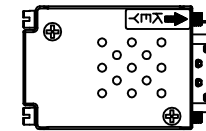

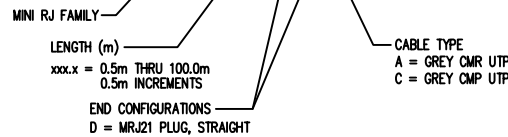


DATE	REV	EDN	APP'D. BY
7-22-14	A2	10060	SMN
3-18-15	A3	10282	SMN



PART NUMBER KEY

MRJ xxxx DD-x



NOTES:

1. CABLE ASSEMBLY 100% TESTED FOR OPEN AND SHORTS [300 VDC HIPOT] AND WIRING DIAGRAM
2. CABLES GREATER THAN 3 METERS WILL CONTAIN 2 LABELS.
3. UL LISTED TO FILE #E132408.
4. CAUTION: DO NOT EXCEED MINIMUM BEND RADIUS A = 5" C = 6.9"

TYPICAL PART NUMBERS

PART NUMBER	LENGTH METERS [INCHES]	CABLE TYPE
MRJ0010DD-A	1.0 [39.37]	CMR
MRJ0010DD-C	1.0 [39.37]	CMP
MRJ0030DD-A	3.0 [118.1]	CMR
MRJ0030DD-C	3.0 [118.1]	CMP
MRJ0050DD-A	5.0 [196.9]	CMR
MRJ0050DD-C	5.0 [196.9]	CMP
MRJ0070DD-A	7.0 [275.6]	CMR
MRJ0070DD-C	7.0 [275.6]	CMP
MRJ0100DD-A	10.0 [393.7]	CMR
MRJ0100DD-C	10.0 [393.7]	CMP

FOR PART NUMBERS NOT SHOWN
FOLLOW PART NUMBER KEY FORMAT

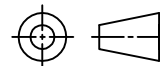
CABLE LENGTH = METERS [INCHES]	TOLERANCE = MM [INCHES]
0.5 [19.7] TO 2.5 [98.4]	+100 [3.90] / -0 [0.00]
3.0 [118] TO 9.5 [374]	+150 [5.91] / -0 [0.00]
10.0 [394] TO 19.5 [768]	+250 [9.84] / -0 [0.00]
20.0 [787] TO 49.5 [1949]	+350 [13.8] / -0 [0.00]
50.0 [1967] TO 69.5 [2736]	+500 [19.7] / -0 [0.00]
70.0 [2756] TO 100.0 [3937]	+1000 [39.4] / -0 [0.00]



1118 Susquehanna Trail South
Glen Rock, PA 17327-9199
(717) 235-7512
<http://www.stewartconnector.com>

MRJ21 IS A TRADEMARK
OF TE CONNECTIVITY
USED HERE BY PERMISSION

THIRD ANGLE PROJECTION



Do Not Scale Drawing

PART NUMBER
See Part Number Key

DRAWING NUMBER
CT210027

This drawing and the subject matter shown therein are confidential and the proprietary property of Stewart Connector and shall not be reproduced, copied, or used in any manner without prior written consent of Stewart Connector. The subject matter may be patented or a patent may be pending.

TITLE
CABLE ASSEMBLY, UNSHIELDED
MRJ21 STRAIGHT PLUG TO MRJ21 STRAIGHT PLUG

Dimensions Shown are subject to change without notice

UNLESS OTHERWISE SPECIFIED
DIMENSIONS ARE IN INCHES
TOLERANCES ARE:
ANGLES ± 1°
2 PLC. DEC. ± .010°
3 PLC. DEC. ± .003°
4 PLC. DEC. ± .0005°

DESIGNED BY

TRM

DATE 10-27-09

DRAWN BY

TRM

DATE 10-27-09

APPROVED BY

DRI

DATE 11-18-09

SHEET

1 OF 2

SCALE

None

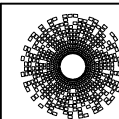
REV.

A3

ASSEMBLY FORMAT REV. 6/5/05

MRJ21		MRJ21		MRJ21		MRJ21
1	WHT/BLU	1	29	BLK/GRN	29	
2	BLU/WHT	2	30	GRN/BLK	30	
13	WHT/ORG	13	41	BLK/BRN	41	
14	ORG/WHT	14	42	BRN/BLK	42	
3	WHT/GRN	3	31	BLK/GRY	31	
4	GRN/WHT	4	32	GRY/BLK	32	
15	WHT/BRN	15	43	YEL/BLU	43	
16	BRN/WHT	16	44	BLU/YEL	44	
25	WHT/GRY	25	9	YEL/ORG	9	
26	GRY/WHT	26	10	ORG/YEL	10	
37	RED/BLU	37	21	YEL/GRN	21	
38	BLU/RED	38	22	GRN/YEL	22	
27	RED/ORG	27	11	YEL/BRN	11	
28	ORG/RED	28	12	BRN/YEL	12	
39	RED/GRN	39	23	YEL/GRY	23	
40	GRN/RED	40	24	GRY/YEL	24	
5	RED/ BRN	5	33	VIO/BLU	33	
6	BRN/RED	6	34	BLU/VIO	34	
17	RED/GRY	17	45	VIO/ORG	45	
18	GRY/RED	18	46	ORG/VIO	46	
7	BLK/BLU	7	35	VIO/GRN	35	
8	BLU/BLK	8	36	GRN/VIO	36	
19	BLK/ORG	19	47	VIO/BRN	47	
20	ORG/BLK	20	48	BRN/VIO	48	

WIRING PATTERN



stewart
CONNECTOR
a bel group

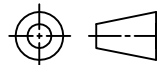
1118 Susquehanna Trail South
Glen Rock, PA 17327-9199
(717) 235-7512

<http://www.stewartconnector.com>

ASSEMBLY FORMAT REV. 6/5/05

MRJ21 IS A TRADEMARK
OF TE CONNECTIVITY
USED HERE BY PERMISSION

THIRD ANGLE PROJECTION



Do Not Scale Drawing

PART NUMBER
See Part Number Key
DRAWING NUMBER
CT210027

This drawing and the subject matter shown thereon are confidential and the proprietary property of Stewart Connector and shall not be reproduced, copied, or used in any manner without prior written consent of Stewart Connector. The subject matter may be patented or a patent may be pending.

TITLE CABLE ASSEMBLY, UNSHIELDED MRJ21 STRAIGHT PLUG TO MRJ21 STRAIGHT PLUG			
Dimensions Shown are subject to change without notice	DESIGNED BY TRM	DATE 10-27-09	
UNLESS OTHERWISE SPECIFIED DIMENSIONS ARE IN INCHES TOLERANCES ARE: ANGLES ± 1° 2 PLC. DEC. ± .010° 3 PLC. DEC. ± .003° 4 PLC. DEC. ± .0005°	DRAWN BY TRM	DATE 10-27-09	
	APPROVED BY DRI	DATE 11-18-09	
	SHEET 2 OF 2	SCALE None	REV. A3