



Chipsmall Limited consists of a professional team with an average of over 10 year of expertise in the distribution of electronic components. Based in Hongkong, we have already established firm and mutual-benefit business relationships with customers from,Europe,America and south Asia,supplying obsolete and hard-to-find components to meet their specific needs.

With the principle of “Quality Parts,Customers Priority,Honest Operation,and Considerate Service”,our business mainly focus on the distribution of electronic components. Line cards we deal with include Microchip,ALPS,ROHM,Xilinx,Pulse,ON,Everlight and Freescale. Main products comprise IC,Modules,Potentiometer,IC Socket,Relay,Connector.Our parts cover such applications as commercial,industrial, and automotives areas.

We are looking forward to setting up business relationship with you and hope to provide you with the best service and solution. Let us make a better world for our industry!



Contact us

Tel: +86-755-8981 8866 Fax: +86-755-8427 6832

Email & Skype: info@chipsmall.com Web: www.chipsmall.com

Address: A1208, Overseas Decoration Building, #122 Zhenhua RD., Futian, Shenzhen, China




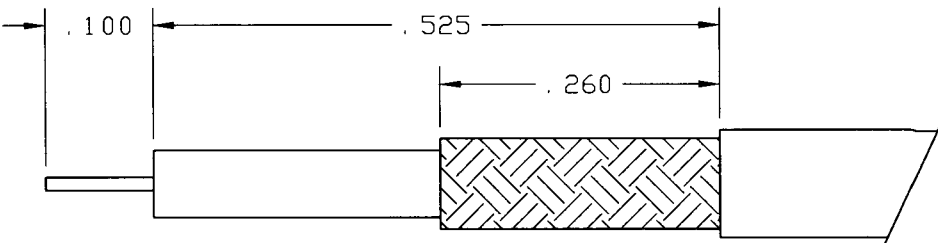
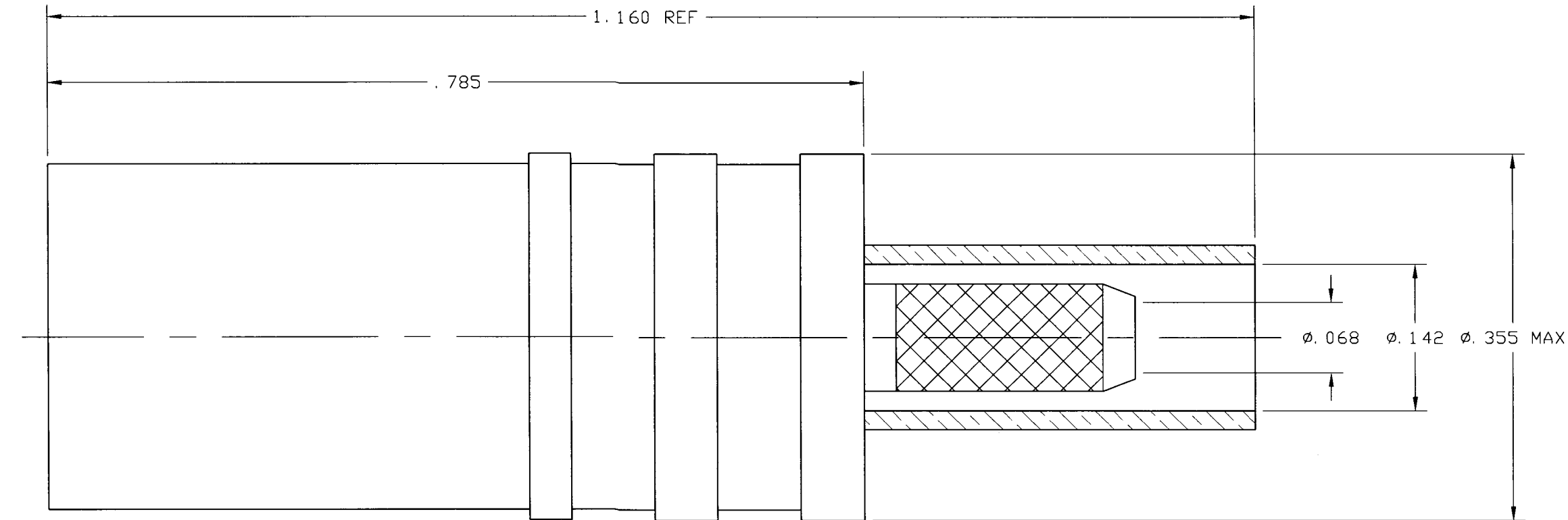
NOTES:

1. DO NOT SCALE THIS DRAWING.
2. MATERIAL AND FINISH:
FEMALE CONTACT: BERYLLIUM COPPER, GOLD PLATED
BODY: BERYLLIUM COPPER, NICKEL PLATED
INSULATOR: TFE FLUOROCARBON
FERRULE: ANNEALED COPPER, NICKEL PLATED
SLEEVE: BRASS, NICKEL PLATED
3. FOR CRIMPING USE TOOL 227-944, CRIMP DIE 227-1221-37
CAVITY "B" (.151 HEX).

903-574P-71 S

REVISIONS

DRAWING NO.	REV	DESCRIPTION	DATE	ECO	APPR
THIRD ANGLE PROJ. 	A	OFFICIAL ENG. RELEASE TO MFG.	2/12/99	42844	PB/TA



CABLE STRIPPING DIMENSIONS

CUSTOMER DRAWING

UNLESS OTHERWISE SPECIFIED, DIMENSIONS ARE IN INCHES AND TOLERANCES ARE: 2 PLACE DECIMAL 3 PLACE DECIMAL ANGLES ±.015 (0,381 mm) ±.005 (0,127 mm) ± 1° NOTICE - These drawings, specifications, or other data (1) are, and remain the property of Amphenol Corp. (2) must be returned upon request; and (3) are confidential and not to be disclosed to any person other than those to whom they are given by Amphenol Corp. The furnishing of these drawings, specifications, or other data by Amphenol Corp., or to any other person to anyone for any purpose is not to be regarded by implication or otherwise in any manner licensing, granting rights or permitting such holder or any other person to manufacture, use or sell any product, process or design, patented or otherwise, that may in any way be related to or disclosed by said drawings, specifications, or other data.	MATERIAL	DRAWN P. BRENZEL	DATE 11 FEB 99	TITLE SMB PLUG 75 OHM LOCKING TYPE FOR RD-179			Amphenol Amphenol Corporation RF/Microwave Operations Danbury, Conn. U.S.A. 06810		
	REFERENCE EAR 102-966969 3	ENGINEER P. BRENZEL	DATE 11 FEB 99						
		APPROVED T. AUBIN	DATE 11 FEB 99						
		CAD FILE H: \PETE\SMB\903\ASSY\574P71 SC	CODE ID 74868	DWG SIZE B	DRAWING NO. 903-574P-71 S	ISSUE A			