



Chipsmall Limited consists of a professional team with an average of over 10 year of expertise in the distribution of electronic components. Based in Hongkong, we have already established firm and mutual-benefit business relationships with customers from,Europe,America and south Asia,supplying obsolete and hard-to-find components to meet their specific needs.

With the principle of “Quality Parts,Customers Priority,Honest Operation,and Considerate Service”,our business mainly focus on the distribution of electronic components. Line cards we deal with include Microchip,ALPS,ROHM,Xilinx,Pulse,ON,Everlight and Freescale. Main products comprise IC,Modules,Potentiometer,IC Socket,Relay,Connector.Our parts cover such applications as commercial,industrial, and automotives areas.

We are looking forward to setting up business relationship with you and hope to provide you with the best service and solution. Let us make a better world for our industry!



## Contact us

Tel: +86-755-8981 8866 Fax: +86-755-8427 6832

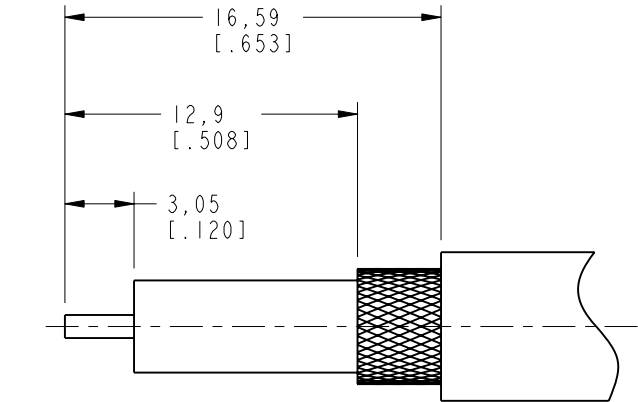
Email & Skype: [info@chipsmall.com](mailto:info@chipsmall.com) Web: [www.chipsmall.com](http://www.chipsmall.com)

Address: A1208, Overseas Decoration Building, #122 Zhenhua RD., Futian, Shenzhen, China

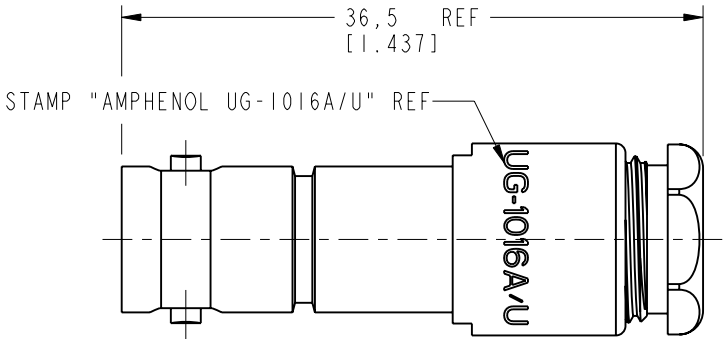


- NOTES:
1. MATERIALS AND FINISHES:  
BODY - BRASS, NICKEL PLATING  
CONTACT - BERYLLIUM COPPER, SILVER PLATING  
INSULATOR - PTFE
2. ELECTRICAL:  
A. DIELECTRIC WITHSTANDING VOLTAGE: 1000 VRMS, MIN.
3. MECHANICAL:  
A. DURABILITY: 500 CYCLES MIN.  
B. TEMPERATURE RANGE: -65° C TO +165° C
4. PACKAGING:  
A. QUANTITY: SINGLE PACK IN BAG  
B. MARKING: BAG TO BE MARKED  
"AMPHENOLRF, 27075 AND DATE CODE"  
C. CONTACT, BRAID CRIMP, GASKET AND  
CRIMP NUT ARE PACKAGED LOOSE.

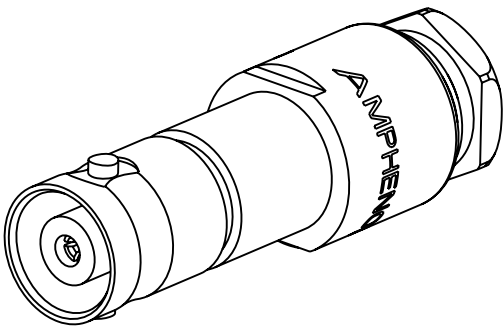
5> SHOWS CABLE ENTRY DIMENSION.



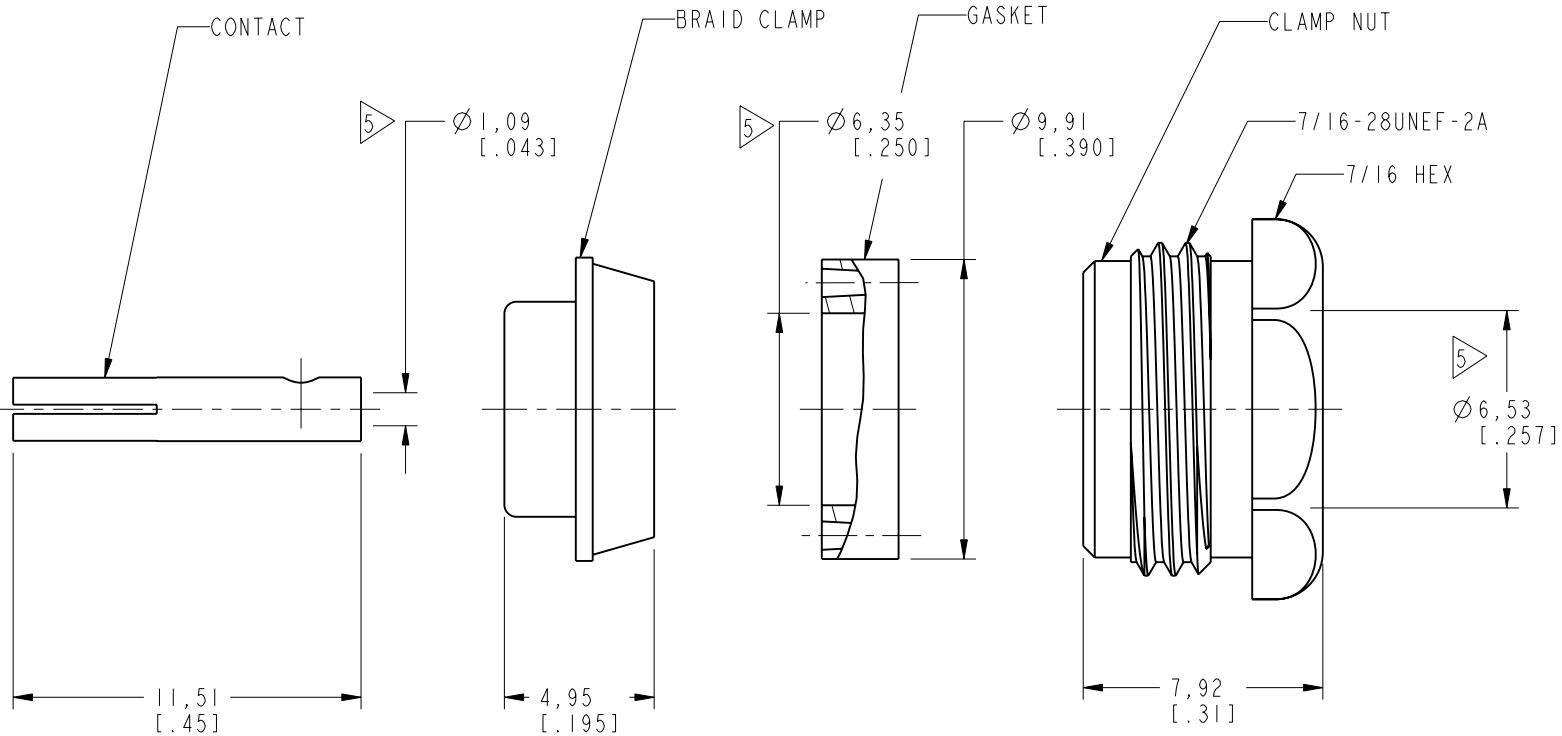
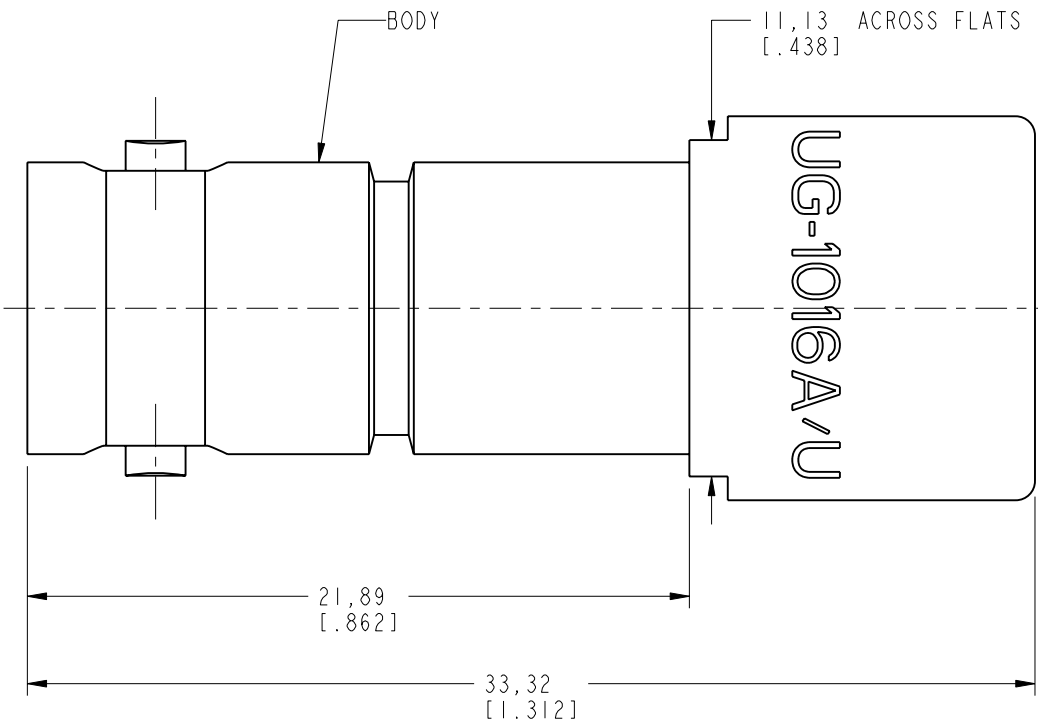
RECOMMENDED  
CABLE STRIPPING DIMENSIONS



AFTER ASSEMBLING



SCALE 2.000



CUSTOMER OUTLINE DRAWING

ALL OTHER SHEETS ARE FOR INTERNAL USE ONLY

UNLESS OTHERWISE SPECIFIED, DIMENSIONS ARE IN METRIC AND TOLERANCES ARE: <0.5mm      0.5 - 6mm      6 - 30mm      30 - 120mm      ANGLES ± 0.05mm    ±0.1mm        ±0.2mm        ± 0.3mm        ±1°  NOTICE - These drawings, specifications, or other data (1) are, and remain the property of Amphenol corp. (2) must be returned upon request; and (3) are confidential and not to be disclosed to any person other than those to whom they are given by Amphenol Corp. the furnishing of these drawings, specifications, or other data by Amphenol Corp., or to any other person to anyone for any purpose is not to be regarded by implication or otherwise in any manner licensing, granting rights to permitting such holder or any other person to manufacture, use or sell any product, process or design, patented or otherwise, that may in any way be related to or disclosed by said drawings, specifications, or other data.	MATERIAL	DRAWN	DATE	TITLE MHV STRAIGHT JACK FOR RG59/U,62/U CABLE		Amphenol RF Danbury CT USA, Tainan, Taiwan, Shenzhen, China www.amphenolrf.com	
	-	I.XU	13-Mar-12				
	REFERENCE	ENGINEER	DATE	SCALE: 4.0:1.0		SHEET 2 OF 2	
	EAR # AND	K.CAPOZZI	13-Mar-12				
	CONFIGURATION LEVEL: <input type="checkbox"/> <input type="checkbox"/> <input type="checkbox"/> <input type="checkbox"/>	APPROVED	DATE	DWG SIZE		REV	
	S.HSIEH	16-Mar-12					
FINISH	CAD FILE		B		J		
DRAWING NO. 27075							
ITEM NO. 27075							
PART NO. 27075							