

## SUMMARY

### # Wires

Low	3
High	0
Coax	0
Triax	0
Quad	0
Fiber	0
Fluidic	0

Series	1M
Termination type	Male crimp
IP rating	68
Cable Ø	4.85 - 9.70 mm
Matching parts	EGN.1M.303.XLM
Status	
Alternative part	



*Image is for illustrative purpose only*

### Download

[Request a quote](#)

[Catalog](#)

## TECHNICAL DETAILS

### Mechanics

Shell Style/Model	FG*: Straight plug with arctic grip and mold stop
Keying	3 keys (beta=165, gamma=30, plug: male contacts, receptacle: female contacts)
Housing Material	Environment friendly aluminium (nickel plated, anthracite color) shell and nut, other pieces bronze/brass
Cable Fixing	∅ 4.85 - 9.7 mm
Variant	

### Performance

Configuration	
Insulator	
Rated Current	15.5 Amps

### Specifications

Contact Type: Crimp
Max. Matings: 5000
Contact Retention: 40 N
Contact Dia.: 1.3 mm (0.051in)
Bucket Dia.: 1.4 mm (0.055in)

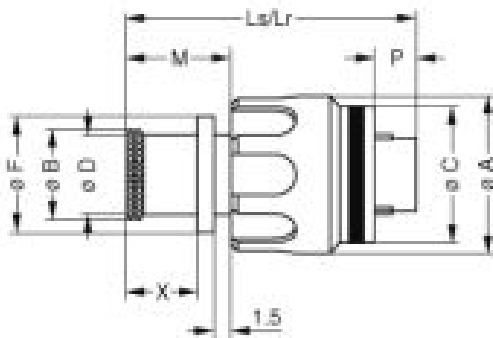
Min. Conductor: 0.5 mm<sup>2</sup> (AWG 20)  
 Max. Conductor: 1 mm<sup>2</sup> (AWG 18)  
 R (max): 3.6 mOhm

## Others

Humidity (max): ≤95% [at 60 deg C / 140 F]  
 Vibration: 15 g [10 Hz - 2000 Hz]  
 Shock Resistance: 100 g [ 6 ms]  
 Operating temperature: -55 °C / +200 °C  
 Climatical Category: 15/200/21 (Al. shell)  
 Lighting strike EIA 364-75 10K amps - 6 times  
 EMI Shielding EIA 364-66A - 1Ghz-80 dB,3GHz-70 dB,6GHz- 58dB  
 IP Rating: 68

# DRAWINGS

## Draws



## Dimensions


















	A	B	C	D	F	Lr	Ls	M	P	X
mm.	15.9	10.5	14.2	9.7	12.4	27.1	27.1	9.7	3.9	6.7
in.	0,63	0,41	0,56	0,38	0,49	1,07	1,07	0,38	0,15	0,26

# RECOMMENDED BY LEMO

## Tools

Crimp settings: AWG/Selector = 16-18-20/8-7-7  
 Positionner: DCE.91.130.5MVC  
 Extractor: DCF.93.131.4LT  
 Replacement contact: FGN.0M.565.ZZC

## Cables

CMN.03.T18.055PGCE	PVC	GREY	
CMN.03.T18.055PGZE		Grey	
CMN.03.T18.055PNCE	PVC	Black	
CMN.03.T18.055PNZE			
CMN.03.T18.055QGZE	TPR (medical)	Grey	
CMN.03.T20.049PGCE	PVC	GREY	
CMN.03.T20.049PGZE		Grey	
CMN.03.T20.049PNCE	PVC	Black	
CMN.03.T20.049PNZE			
CMN.03.T22.049PGCE	PVC	GREY	
CMN.03.T22.049PGZE		Grey	
CMN.03.T22.049PNCE	PVC	Black	
CMN.03.T22.049PNZE			
003 220	PVC	Black	
030 200	PVC	Black	
230 500	PVC	Grey	
230 750	PVC	Grey	
330 150	PVC	Grey	