

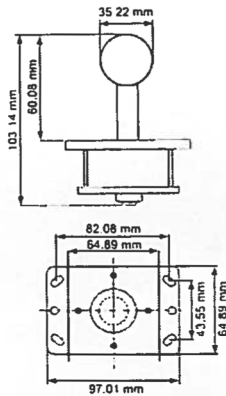
# OPERATION MANUAL

## Zippy Joystick (short actuator) (ID:6048)



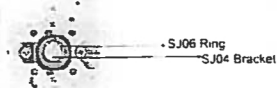
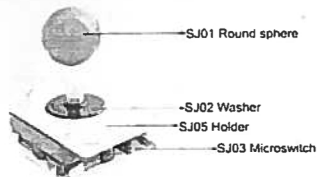
### SPECIFICATION:

- ABS plastic and solid alloy construction
- short actuator, fits wooden and metal control panels
- 2 way/4 way/8 way operations
- spring return to center
- supplied with 4 pieces microswitches reliability tested to 10,000,000 cycles
- detachable ball top: easy to change different color ball
- ball top various color available (red /pink /green /white /black)
- short actuator : 35mm



DIAGRAM

### STRUCTURE:

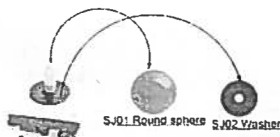


### MOVEMENT:

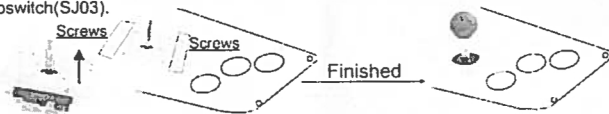
- fragile, handle with care, and do not crush.

### INSTALLATION:

1. Remove the round sphere(SJ01), then take out the washer(SJ02).



2. Put the holder(SJ05) to the panel and tighter the screws. Then revert the washer(SJ02), round sphere(SJ01) and use the ring (SJ06) to make them fixed. Then connect the control panel wiring with the microswitch(SJ03).



### MAINTENANCE:

- The microswitch actuator (SJ03) is curve, please make it straightly with care.



- Please read the manual careful before using this product!
- Please keep the manual well!
- The specification of this product are subject to change without notice for reason such as improving the performance.