

Ultra High Current Ferrite Common Mode Chokes for AC and DC Power Supplies

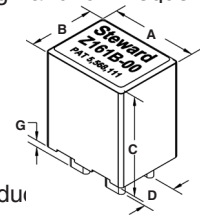
- Up to 55 Amps Continuous Operating Current
- Effective for Low and High Frequency Applications

Features:

- Designed to be UL 1950 compliant for creepage up to 250 volts
- Very high current continuous operation capability
- Small footprint
- Low clearance height
- Low cost
- Parts available in broadband and low frequency materials
- Lighter, smaller and less susceptible to vibration than older wire wound chokes

Applications:

- EMI suppression intended for use prior to a fusible link in conducted and radiated EMI applications in high and low-frequency power supplies
- Excellent in telecommunications, automotive and appliance applications

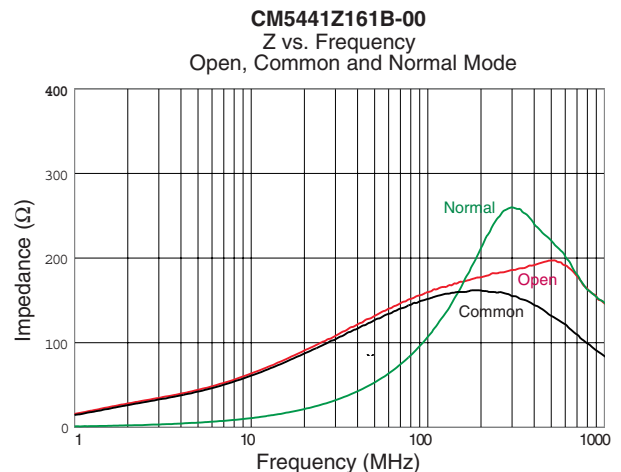
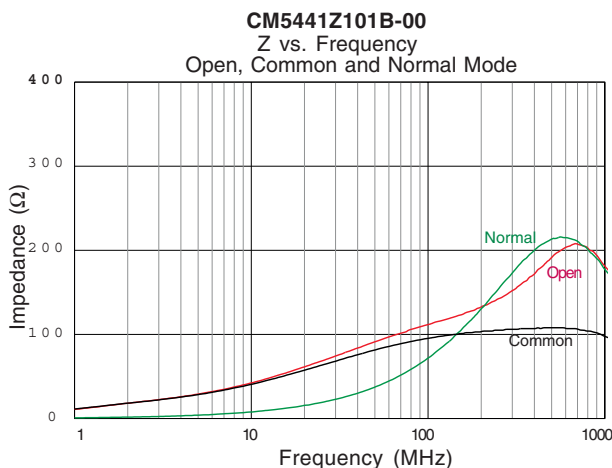


Normal Mode Impedance is the total impedance to the differential circuit (both out and back).

Open Circuit Impedance is the impedance measured across a single leg of the common mode choke.

Common Mode Impedance is the impedance of EMI noise conducted in the same direction along two conductors.

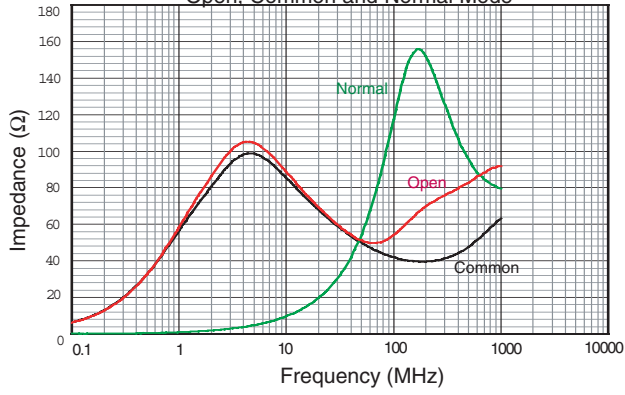
PART NUMBER	A mm (inches)	B mm (inches)	C mm (inches)	D mm (inches)	G mm (inches)	IMPEDANCE (Z) TYPICAL OHMS @			DCR MAX (Ω)	RATED I MAX mA @25° C TEMP RISE	RATED I MAX mA @40° C TEMP RISE
						100MHz	500MHz	1GHz			
CM5441Z161B-00	13.72 + 0.25 (0.540 + 0.010)	10.41 + 0.15 (0.410 + 0.006)	15.24 + 0.25 (0.600 + 0.010)	5.21 + 0.13 (0.205 + 0.005)	3.18 + 0.33 (0.125 + 0.013)	160	200	143	0.0003	30,000	55,000
CM5441Z101B-00	13.72 + 0.25 (0.540 + 0.010)	10.41 + 0.15 (0.410 + 0.006)	10.52 + 0.25 (0.414 + 0.010)	5.21 + 0.13 (0.205 + 0.005)	3.18 + 0.33 (0.125 + 0.013)	100	190	180	0.0003	30,000	55,000
CM5441Z990B-00	13.72 + 0.25 (0.540 + 0.010)	10.41 + 0.15 (0.410 + 0.006)	15.24 + 0.25 (0.600 + 0.010)	5.21 + 0.13 (0.205 + 0.005)	3.18 + 0.33 (0.125 + 0.013)	99 @ 4MHz	-	-	0.0003	30,000	55,000



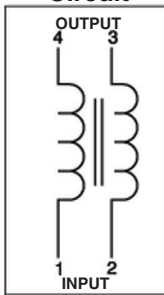
CM5441Z990B-00

Z vs. Frequency

Open, Common and Normal Mode



Equivalent Circuit



CM5441Z__B-00
Recommended Hole Pattern

