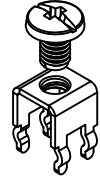
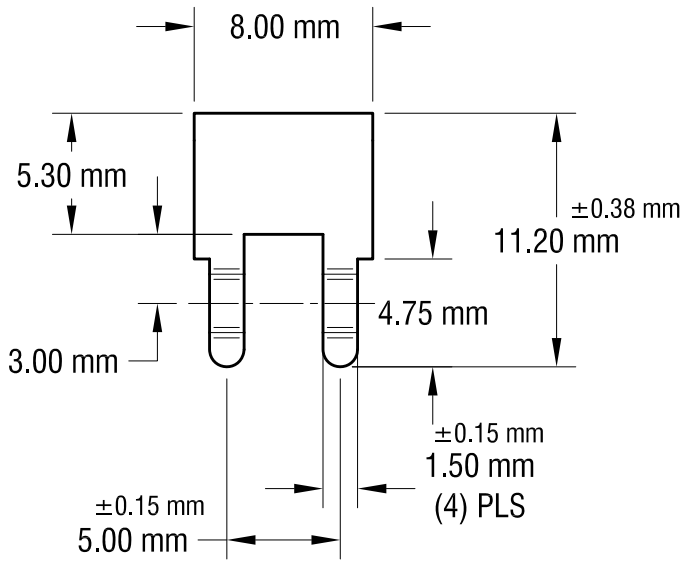
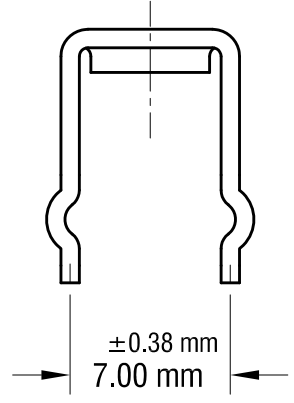
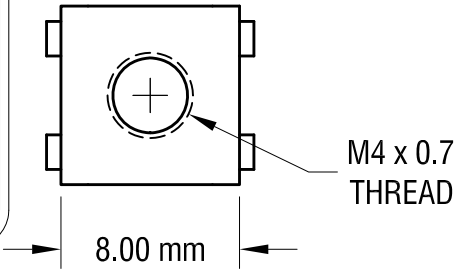
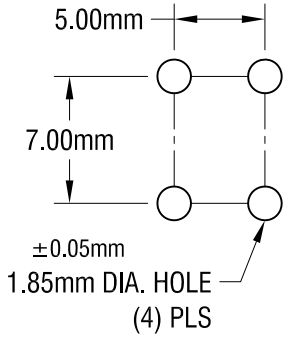


THIS DOCUMENT IS THE PROPERTY OF KEYSTONE ELECTRONICS CORP. AND SHALL NOT BE REPRODUCED, DISTRIBUTED OR USED AS A BASIS FOR MANUFACTURE WITHOUT PRIOR WRITTEN PERMISSION FROM KEYSTONE ELECTRONICS CORP.

ACTUAL SIZE



MOUNTING DETAIL



NOTE:

1. TERMINAL:

MAT'L - 0.81mm TH'K BRASS, MATTE TIN PLATE

SCREW : ONE (1) M4 x 0.7 x 6.35mm L.
(SUPPLIED LOOSE)

MAT'L - BRASS, NICKEL PLATE

HEAD OF SCREW IS POWDER COATED WITH COLOR AS INDICATED IN CHART.

2. ALL DIMENSIONS ARE IN MILLIMETERS.

PC SCREW TERMINAL WITH COLORED SCREW HEAD

PART NO.	HEAD COLOR	PART NO.	HEAD COLOR
7796-2	RED	7796-5	BLUE
7796-3	BLACK	7796-6	GREEN
7796-4	WHITE	7796-7	YELLOW

KEYSTONE ELECTRONICS CORP.

www.keyelco.com • ASTORIA, N.Y. 11105-2017 • Tel (718) 956-8900

PART NAME				PC METRIC SCREW TERMINAL			
MATERIAL				AS NOTED			
FINISH		DRN BY		DATE		SCALE	
AS NOTED		NT		6.03.15		3X	
TOLERANCES		INCH		[MM]		CODE	
DECIMAL		±		[± 0.25]		C	
ANGULAR		± 1°		UNLESS OTHERWISE SPECIFIED		DWG NO.	
						7796-2 - 7796-7	

DATE	DESCRIPTION	REV.
------	-------------	------