

Type 2 surge protection base element - VAL-MS/1+1-BE - 2920528

Please be informed that the data shown in this PDF Document is generated from our Online Catalog. Please find the complete data in the user's documentation. Our General Terms of Use for Downloads are valid (<http://phoenixcontact.com/download>)



Base element for type 2 arresters of the VALVETRAB MS product range. Version for 1-phase power supply with separate installation of N and PE conductors.

Product Features

- ✓ Versions with and without floating remote indication contact
- ✓ Single/multi-position design for accommodating protective plugs
- ✓ DIN rail module
- ✓ Coding when protective plug is inserted for the first time



Key commercial data

Packing unit	1 pc
Weight per Piece (excluding packing)	171.56 GRM
Custom tariff number	85363010
Country of origin	Germany

Technical data

Dimensions

Height	90 mm
Width	35.6 mm
Depth	44 mm
Horizontal pitch	2 Div.

Ambient conditions

Degree of protection	IP20 (only when all terminal points are used)
Ambient temperature (operation)	-40 °C ... 80 °C
Ambient temperature (storage/transport)	-40 °C ... 80 °C

Type 2 surge protection base element - VAL-MS/1+1-BE - 2920528

Technical data

Ambient conditions

Altitude	≤ 2000 m (amsl (above mean sea level))
Permissible humidity (operation)	5 % ... 95 %
Shock (operation)	25g
Vibration (operation)	5g

General

Standards/specifications	IEC 61643-11 2011
	EN 61643-11 2012
IEC test classification	II
	T2
EN type	T2
Mounting type	DIN rail: 35 mm
Color	black
Housing material	PBT
Pollution degree	2
Inflammability class according to UL 94	V-0
Type	DIN rail module, two-section, divisible
Number of positions	2

Protective circuit

Nominal frequency f_N	50 Hz (60 Hz)
Maximum continuous operating voltage U_C	500 V AC
Rated load current I_L	80 A
Short-circuit current rating I_{SCCR}	25 kA
Max. backup fuse with branch wiring	200 A AC (gG)
Max. backup fuse with V-type through wiring	80 A AC (gG)

Connection data

Connection method	Screw connection
Conductor cross section stranded min.	1.5 mm ²
Conductor cross section stranded max.	25 mm ²
Conductor cross section solid min.	1.5 mm ²
Conductor cross section solid max.	35 mm ²
AWG conductor cross section	15 ... 2
	10 ... 2 (UL)
Screw thread	M5
Tightening torque	4.5 Nm
	30 lb _F -in. (UL)
Stripping length	16 mm

Type 2 surge protection base element - VAL-MS/1+1-BE - 2920528

Technical data

UL specifications

UL class	Type 4 SPD for Type 2 applications
Nom. voltage	690 V AC

Classifications

eCl@ss

eCl@ss 4.0	27140201
eCl@ss 4.1	27130801
eCl@ss 5.0	27130801
eCl@ss 5.1	27130801
eCl@ss 6.0	27130803
eCl@ss 7.0	27130803
eCl@ss 8.0	27130803

ETIM

ETIM 2.0	EC000472
ETIM 3.0	EC000472
ETIM 4.0	EC000472
ETIM 5.0	EC000472

UNSPSC

UNSPSC 6.01	30212010
UNSPSC 7.0901	39121610
UNSPSC 11	39121610
UNSPSC 12.01	39121610
UNSPSC 13.2	39121620

Approvals

Approvals

Approvals

ÖVE / UL Recognized / KEMA-KEUR / cUL Recognized / GOST / GL / CCA / IECCEB Scheme / ÖVE / KEMA-KEUR / CSA / cULus Recognized








Ex Approvals

Type 2 surge protection base element - VAL-MS/1+1-BE - 2920528

Approvals


Approvals submitted

Approval details



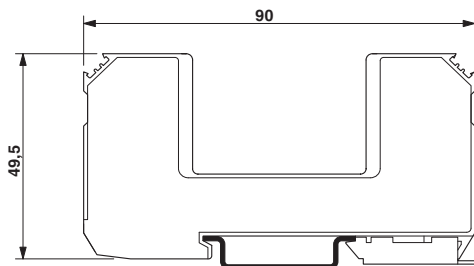
Type 2 surge protection base element - VAL-MS/1+1-BE - 2920528

Approvals



Drawings

Dimensioned drawing



Circuit diagram

