

Bus coupler - FLM BK PN M12 DI 8 M12-2TX - 2736741

Please be informed that the data shown in this PDF Document is generated from our Online Catalog. Please find the complete data in the user's documentation. Our General Terms of Use for Downloads are valid (<http://phoenixcontact.com/download>)



The PROFINET bus coupler opens a local bus for up to 16 devices. Additional functions: 100 Mbps, auto negotiation, auto crossover, SNMP, TFTP, LLDP, 8 digital inputs, channel-specific diagnostics, short-circuit/overload protection, M12 fast connection technology.

Product Features

- PROFINET
- 8 inputs, 24 V DC
- M12 connection technology with SPEEDCON fast locking system



Key commercial data

Packing unit	1 pc
Weight per Piece (excluding packing)	333.0 GRM
Custom tariff number	85176200
Country of origin	Germany

Technical data

Note

Utilization restriction	EMC: class A product, see manufacturer's declaration in the download area
-------------------------	---

Dimensions

Width	70 mm
Height	178 mm
Depth	50 mm
Drill hole spacing	168 mm

Ambient conditions

Ambient temperature (operation)	-25 °C ... 55 °C
Ambient temperature (storage/transport)	-25 °C ... 85 °C
Permissible humidity (storage/transport)	95 %

Bus coupler - FLM BK PN M12 DI 8 M12-2TX - 2736741

Technical data

Ambient conditions

Air pressure (operation)	80 kPa ... 106 kPa (up to 2000 m above sea level)
Air pressure (storage/transport)	70 kPa ... 106 kPa (up to 3000 m above sea level)
Degree of protection	IP65/IP67

General

Weight	280 g
Mounting type	Wall mounting
Protection class	III, IEC 61140, EN 61140, VDE 0140-1
Note	Seal unused slots/connections to ensure the degree of protection.
Test section	To I/O 500 V DC

Interfaces

Fieldbus system	PROFINET
Designation	PROFINET
Connection method	M12 connectors, D-coded
Designation connection point	Copper cable
Transmission speed	100 MBit/s (autonegotiation)
Number of positions	4
Fieldbus system	PROFINET
Designation	PROFINET
Transmission speed	100 MBit/s

Local bus gateway

Designation	Local bus gateway
Connection method	M12 connector, B-coded
Transmission speed	500 kbaud/2 Mbaud, can be selected
Max. number of local bus devices	16
Max. length of local bus	20 m

Power supply for module electronics

Connection method	M12 connector
Designation	U_L
Supply voltage	24 V DC
Supply voltage range	18 V DC ... 30 V DC (including ripple)
Supply current	< 100 mA

Fieldline potentials

Voltage supply U_L	24 V DC
Power supply at U_L	max. 4 A
Current consumption from U_L	max. 118 mA (At 2 Mbaud)

Bus coupler - FLM BK PN M12 DI 8 M12-2TX - 2736741

Technical data

Fieldline potentials

	typ. 118 mA (At 2 Mbaud)
	max. 60 mA (At 500 kBaud)
	typ. 60 mA (At 500 kBaud)
Voltage supply U_S	24 V DC
Power supply at U_S	max. 4 A
Current consumption from U_S	typ. 5 mA (plus power supply for sensors)
	max. 600 mA

Digital inputs

Input name	Digital inputs
Connection method	M12 connector
	2, 3, 4-wire
Number of inputs	8 (EN 61131-2 type 1)
Protective circuit	Short-circuit protection, overload protection of the sensor supply Protection against polarity reversal
Filter time	3 ms
Input characteristic curve	IEC 61131-2 type 1
Input voltage	24 V DC
Input voltage range "0" signal	-30 V DC ... 5 V DC
Input voltage range "1" signal	13 V DC ... 30 V DC

Classifications

eCl@ss

eCl@ss 4.0	27250203
eCl@ss 4.1	27250203
eCl@ss 5.0	27250203
eCl@ss 5.1	27242608
eCl@ss 6.0	27242608
eCl@ss 7.0	27242608
eCl@ss 8.0	27242608

ETIM

ETIM 2.0	EC001434
ETIM 3.0	EC001604
ETIM 4.0	EC001604
ETIM 5.0	EC001604

Bus coupler - FLM BK PN M12 DI 8 M12-2TX - 2736741

Classifications

UNSPSC

UNSPSC 6.01	43172015
UNSPSC 7.0901	43201404
UNSPSC 11	43172015
UNSPSC 12.01	43201404
UNSPSC 13.2	43201404

Approvals

Approvals

Approvals


UL Recognized / UL Recognized / cUL Recognized / cUL Recognized / PROFIBUS / cULus Recognized


Ex Approvals

Approvals submitted

Approval details

UL Recognized 

UL Recognized 

cUL Recognized 

cUL Recognized 

Bus coupler - FLM BK PN M12 DI 8 M12-2TX - 2736741

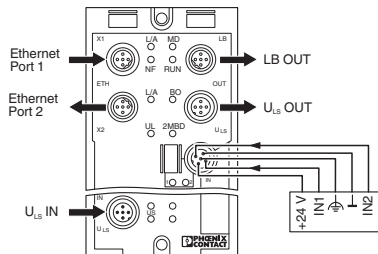
Approvals

PROFIBUS

cULus Recognized US

Drawings

Connection diagram



Dimensioned drawing

