



Series 24 Lok Tainer

## WEIGHT

.97g/cm (.087 oz/in)

## MATERIALS AND FINISH

### HOUSING

#### Material:

.025-in. (.64-mm) thick Beryllium Copper per QQ-C-533 or .024-in. (.61-mm) thick Cold Rolled Steel per ASTM A-366

#### Finish:

See finish table on opposite page

### CAM

#### Material:

Beryllium Copper per QQ-C-533

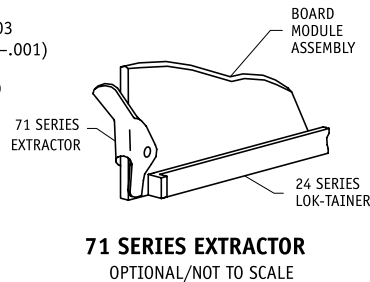
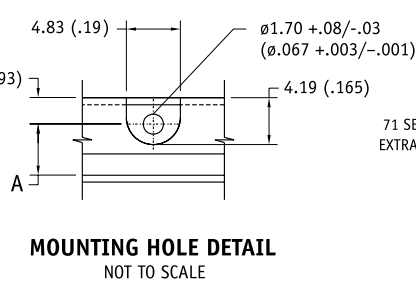
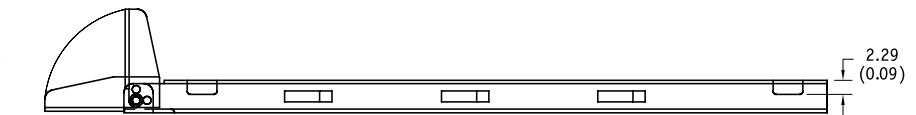
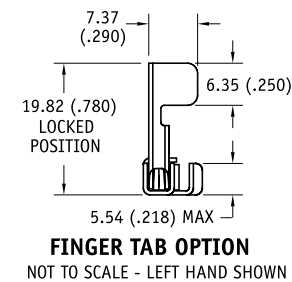
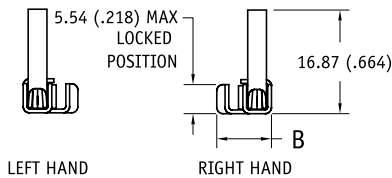
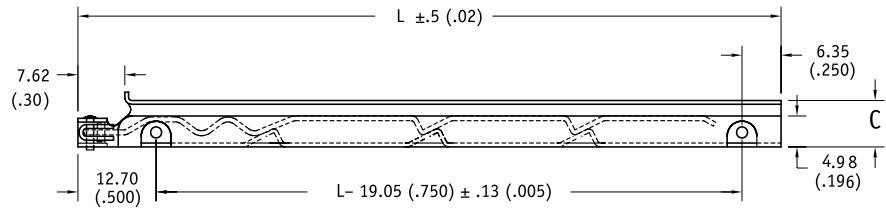
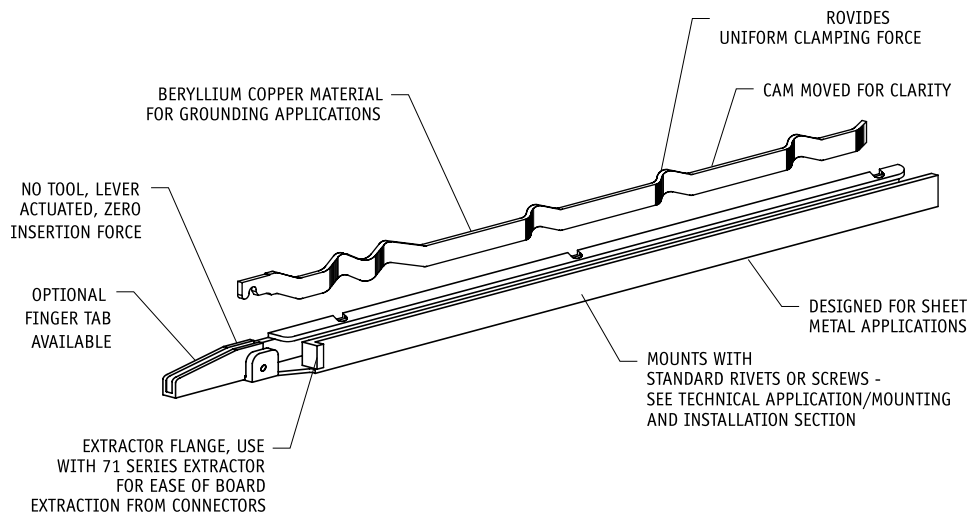
### LEVER

#### Material:

Cold Rolled Steel per ASTM A-366  
Note: Beryllium Copper lever furnished when housing is unplated

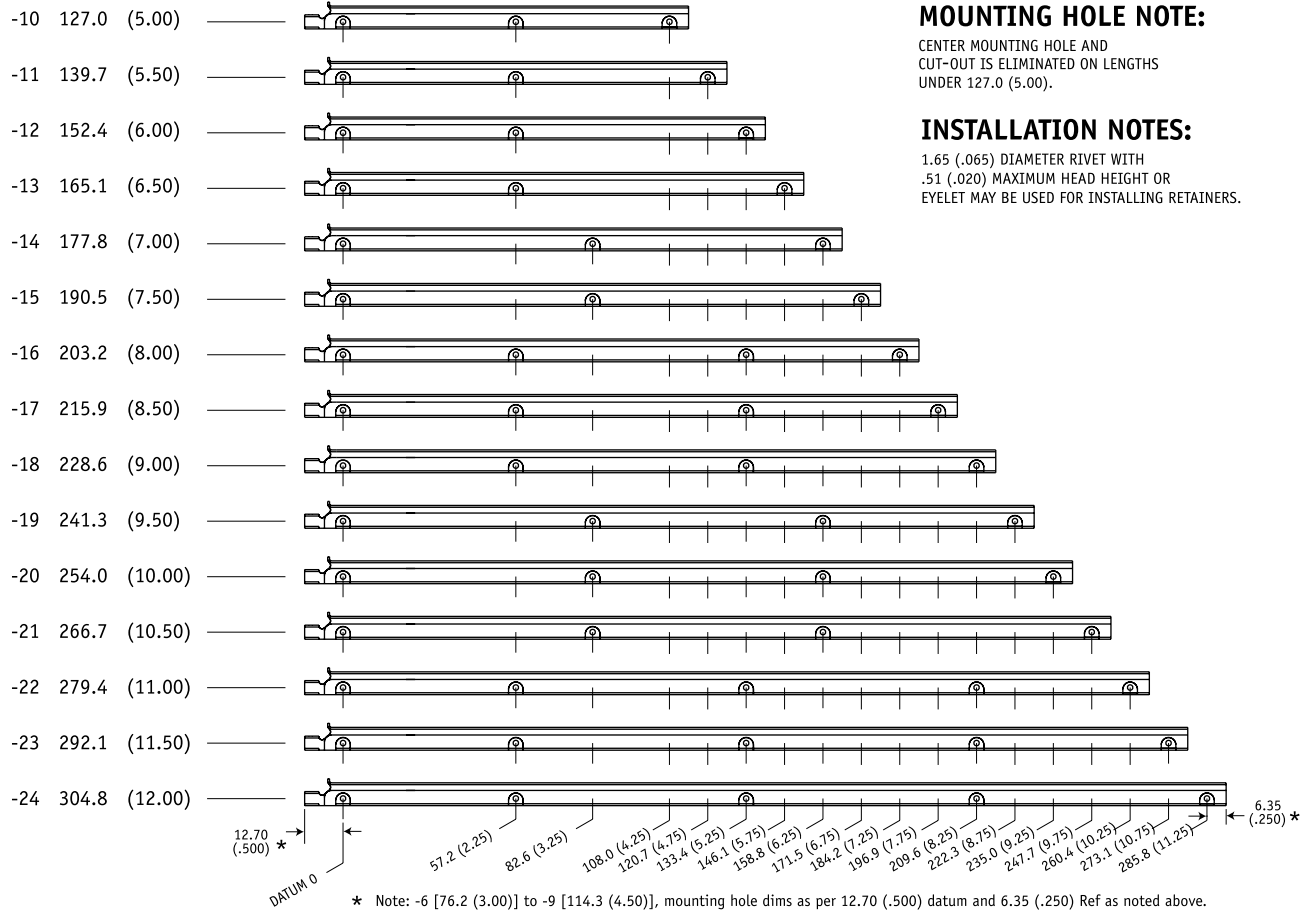
#### Finish:

See finish table on opposite page



Units: mm(in)  
unless specified otherwise,  
.xx = ± .25, .x = ± .5  
(.xxx = ± .010, .xx = ± .02)

## MOUNTING HOLE DIMENSIONS



### MOUNTING HOLE NOTE:

CENTER MOUNTING HOLE AND CUT-OUT IS ELIMINATED ON LENGTHS UNDER 127.0 (5.00).

### INSTALLATION NOTES:

1.65 (.065) DIAMETER RIVET WITH .51 (.020) MAXIMUM HEAD HEIGHT OR EYELET MAY BE USED FOR INSTALLING RETAINERS.

### Part Number Code example: 24BX-3-10-6-L

Series 24 Lever-actuated LOK-TAINER, Beryllium Copper housing with flange, 2.39-mm (.094-in.) thick board, 127.2-mm (5.00-in.) long, nickel plate finish and left hand lever action

Part Number Code	
<b>Series 24 LOK-TAINER Lever Actuated</b>	<b>T 24 B X - 2 - 10 - 5 - L</b>
<b>Finger Tab</b>	
Finger tab _____ T	
None _____ [Blank]	
<b>Housing Material</b>	
Beryllium Copper _____ B	
or select from Materials Table	
<b>Extractor Flange</b>	
(Standard) _____ X	
None _____ [Blank]	
<b>Board Thickness</b>	
1.60 (.063) PCB Thickness _____ 2	
or select from Board Thickness Table	
<b>Length</b>	
Length in 12.7 (.50) increments _____ 6 [76.2 (3.00)]	
_____ to 24 [304.8 (12.00)]	
<b>Finish</b>	
Gold Plate _____ 5	
or select from Finish Table	
<b>Lever Action</b>	
Left hand _____ L	
Right hand _____ R	

### MATERIALS TABLE

CODE LETTER	
B	BERYLLIUM COPPER, 1/4H PER ASTM-B-194
S	STEEL PER ASTM-A-366

### BOARD THICKNESS TABLE

DASH #	THICKNESS			
	A	B	C	
+127/-0.000				
+005/-0.000				
-1	0.79 (.031)	4.58 (.180)	8.89 (.350)	7.55 (.297)
-2	1.60 (.063)	4.58 (.180)	8.89 (.350)	7.55 (.297)
-3	2.39 (.094)	5.34 (.210)	9.66 (.380)	8.31 (.327)

### FINISH TABLE

DASH #	
[blank]	SILVER PLATE PER QQ-S-365, TYPE III, GRADE A
-1	NONE
-2	EBANOL PER MIL-F-495 FOR BERYLLIUM COPPER PER MIL-C-13924 FOR STEEL
-3	CADMIUM PER QQ-P-416, TYPE 2, CLASS 2
-4	COPPER PLATE PER MIL-C-14550, CLASS 2
-5	GOLD PLATE PER MIL-G-45204, TYPE 1, GLASS 1
-6	NICKEL PLATE PER QQ-N-290, CLASS 1, GRADE G, BRIGHT
-7	ZINC PLATE CLEAR CHROMATE, PER ASTM-B-633, Fe/Zn 8
-8	ZINC PLATE YELLOW CHROMATE, PER ASTM-B-633, Fe/Zn 8
NOTE:	NO FINISH (-1) NOT AVAILBLE WITH "S" STEEL MATERIAL