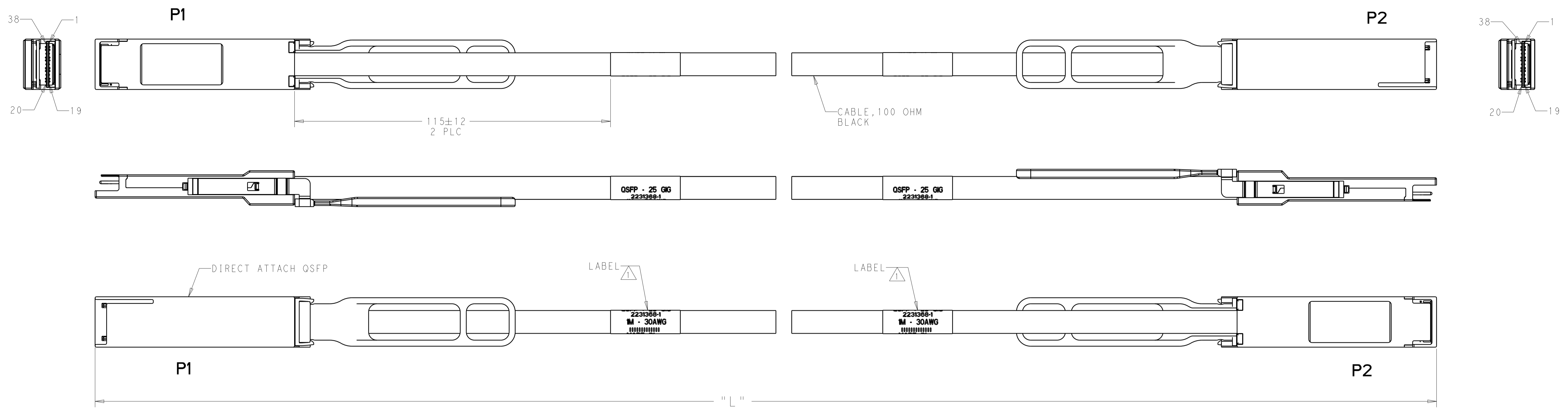
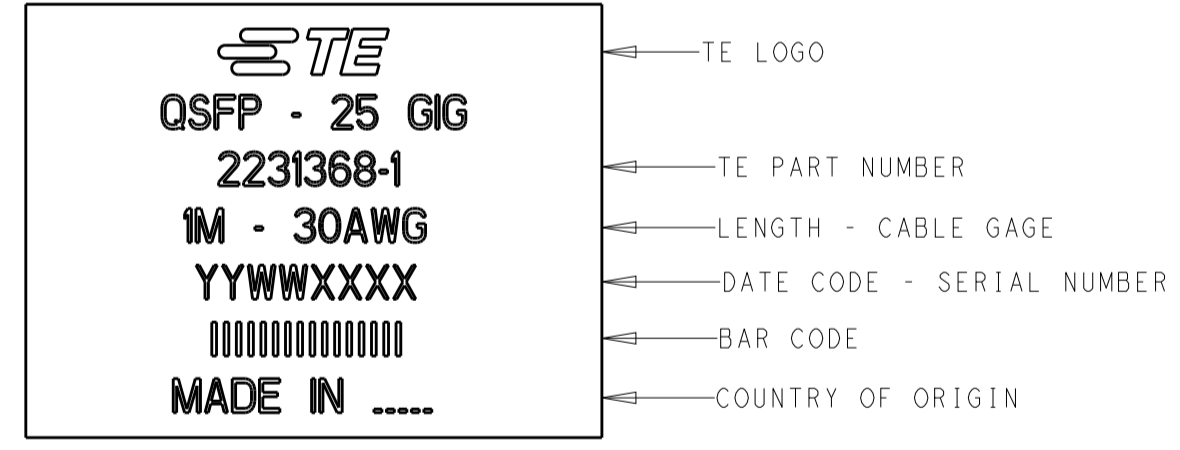


REVISIONS				
P	LTN	DESCRIPTION	DATE	OWN APVD
D		REVISED PER ECO-17-002306	08FEB2017	TS EC



1 LABEL INFORMATION: -1 SHOWN.



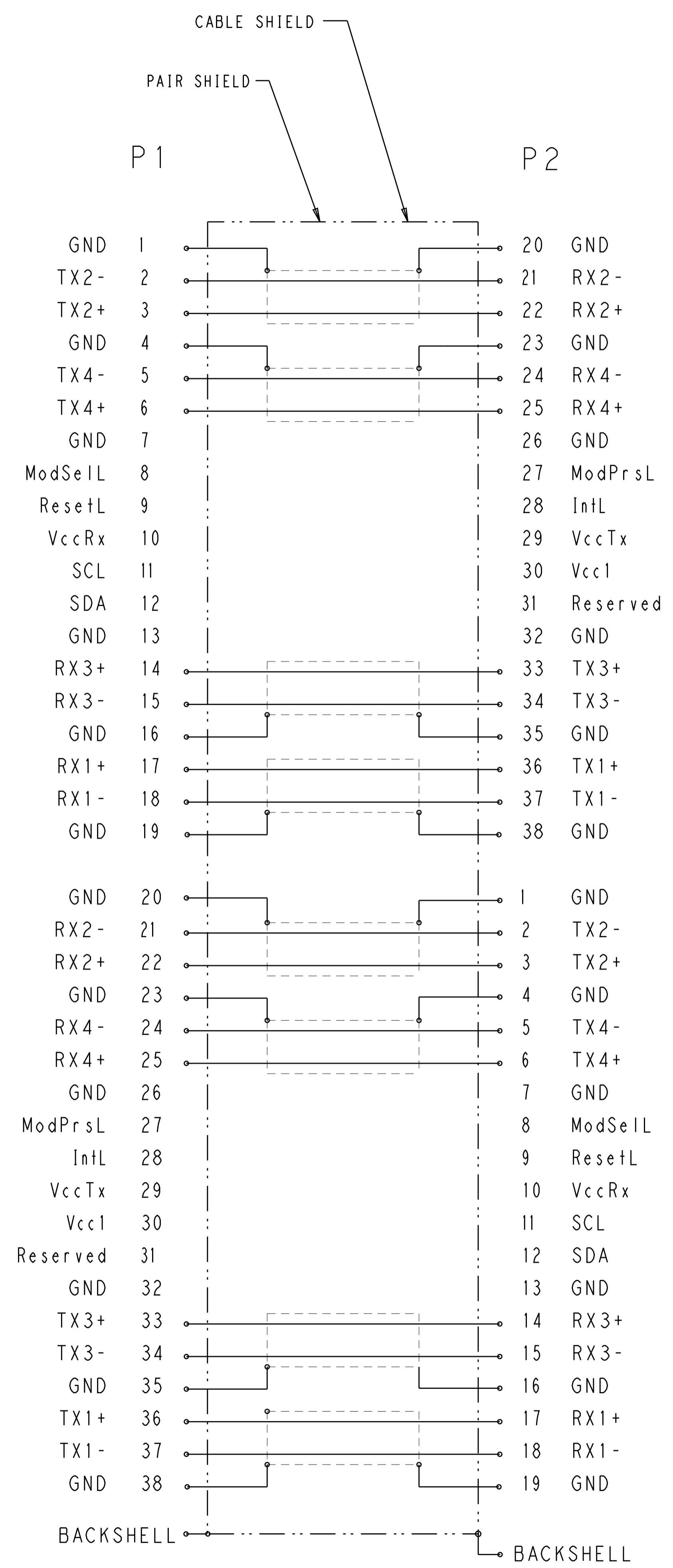
- SEE SHEET 2 FOR WIRING SCHEMATIC.
- PRODUCT AND PROCESSING MUST MEET THE REQUIREMENTS OF TE SPECIFICATION TEC-138-702.
- EEPROM DOES NOT INCLUDE PAGE SWAPPING.
- TEST IN ACCORDANCE WITH IEEE802.3bj.
- DUE TO SHORT CABLE LENGTH, THE PART NUMBERS INDICATED MAY NOT MEET IEEE802.3bj. RETURN LOSS AND MINIMUM INSERTION LOSS LIMITS

	30	3500 +80/-0	3-2231368-5
	30	2500 +80/-0	3-2231368-4
	26	2500 +80/-0	3-2231368-3
	30	6 500 +50/-0	2-2231368-3
	33	6 500 +50/-0	2-2231368-2
PRELIMINARY	28	4000 +80/-0	2-2231368-1
PRELIMINARY	28	2000 +80/-0	2-2231368-0
OBSOLETE	24	7000 +100/-0	1-2231368-9
	33	2000 +80/-0	1-2231368-8
	33	1500 +50/-0	1-2231368-7
	33	1000 +50/-0	1-2231368-6
PRELIMINARY	26	1500 +50/-0	1-2231368-5
PRELIMINARY	26	2000 +80/-0	1-2231368-4
PRELIMINARY	30	4000 +80/-0	1-2231368-3
	26	5000 +80/-0	1-2231368-2
OBSOLETE	24	4000 +80/-0	1-2231368-1
OBSOLETE	24	3000 +80/-0	1-2231368-0
	30	1500 +50/-0	2231368-9
	30	3000 +80/-0	2231368-8
	26	3000 +80/-0	2231368-7
OBSOLETE	24	6000 +80/-0	2231368-6
OBSOLETE	24	5000 +80/-0	2231368-5
	26	4000 +80/-0	2231368-4
PRELIMINARY	28	3000 +80/-0	2231368-3
	30	2000 +80/-0	2231368-2
	30	1000 +50/-0	2231368-1
	GAGE	"L" mm	PART NO

THIS DRAWING IS A CONTROLLED DOCUMENT.

DIMENSIONS:	TOLERANCES UNLESS OTHERWISE SPECIFIED:	OWN T. SMITH 08FEB2017	CHK E. CUESTA 08FEB2017	APVD E. CUESTA 08FEB2017
mm	0 PLC ±	TE Connectivity		
	1 PLC ±	NAME CABLE ASSEMBLY, DIRECT ATTACH QSFP		
	2 PLC ±	25GIG		
	3 PLC ±	PRODUCT SPEC		
	4 PLC ±	APPLICATION SPEC		
	ANGLES ±	SIZE CAGE CODE DRAWING NO RESTRICTED TO		
MATERIAL	FINISH	A1 - C=2231368		
		CUSTOMER DRAWING SCALE 7:5 SHEET 1 OF 2 REV D		

REVISIONS				
P.	LTN	DESCRIPTION	DATE	APVD
-	-	SEE SHEET 1	-	-



WIRING PATTERN

THIS DRAWING IS A CONTROLLED DOCUMENT.		OWN T. SMITH 08FEB2017	TE TE Connectivity
DIMENSIONS: mm		CHK E. CUESTA 08FEB2017	
TOLERANCES UNLESS OTHERWISE SPECIFIED:		APVD E. CUESTA 08FEB2017	NAME CABLE ASSEMBLY, DIRECT ATTACH QSFP 25GIG
0 PLC ±		PRODUCT SPEC	
1 PLC ±		APPLICATION SPEC	SIZE A1
2 PLC ±		WEIGHT	CAGE CODE
3 PLC ±		CUSTOMER DRAWING	DRAWING NO. C=2231368
4 PLC ±		SCALE 6:5	SHEET 2 OF 2
ANGLES ±		REV D	
FINISH			