



Chipsmall Limited consists of a professional team with an average of over 10 year of expertise in the distribution of electronic components. Based in Hongkong, we have already established firm and mutual-benefit business relationships with customers from,Europe,America and south Asia,supplying obsolete and hard-to-find components to meet their specific needs.

With the principle of “Quality Parts,Customers Priority,Honest Operation,and Considerate Service”,our business mainly focus on the distribution of electronic components. Line cards we deal with include Microchip,ALPS,ROHM,Xilinx,Pulse,ON,Everlight and Freescale. Main products comprise IC,Modules,Potentiometer,IC Socket,Relay,Connector.Our parts cover such applications as commercial,industrial, and automotives areas.

We are looking forward to setting up business relationship with you and hope to provide you with the best service and solution. Let us make a better world for our industry!



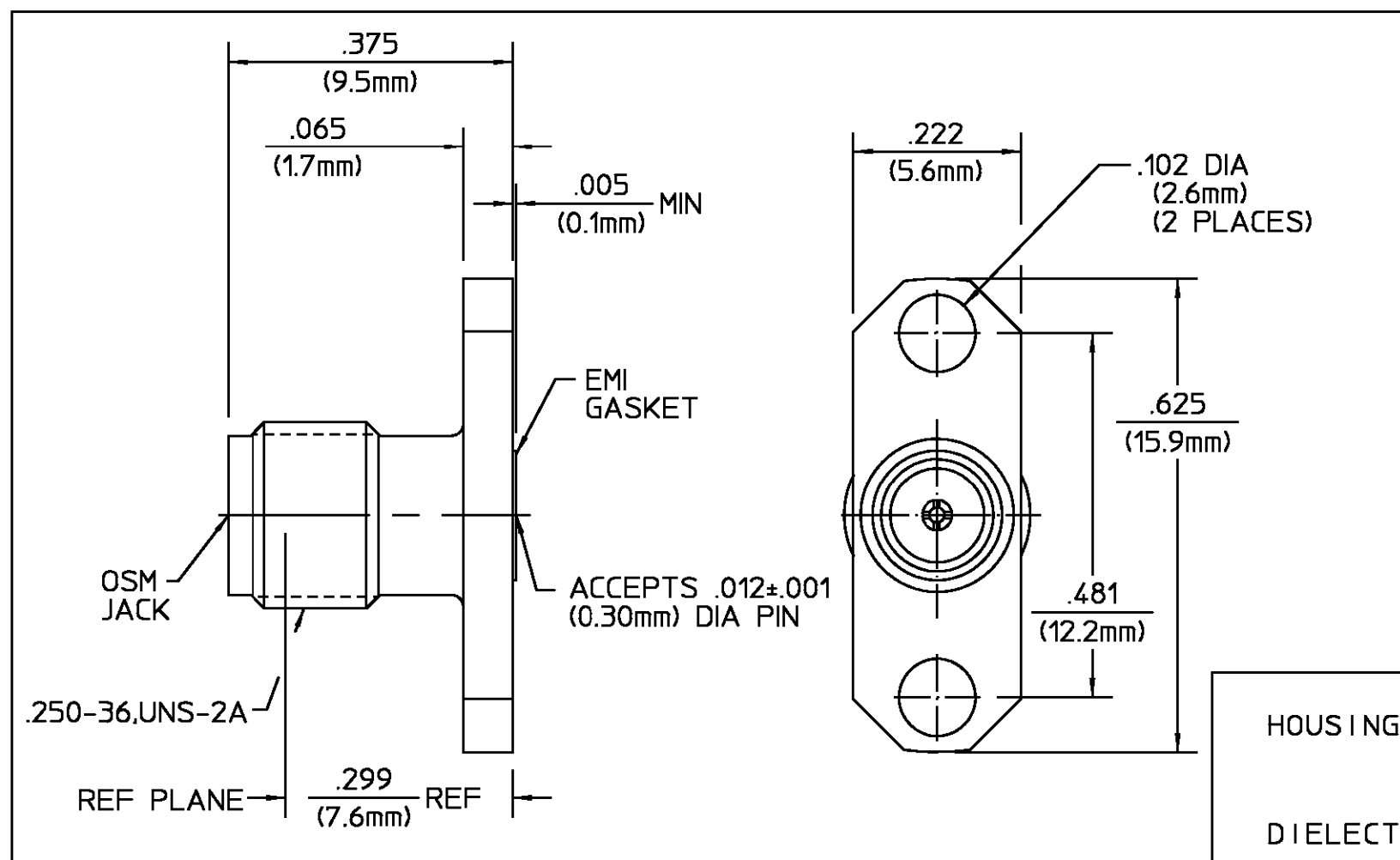










Contact us

Tel: +86-755-8981 8866 Fax: +86-755-8427 6832

Email & Skype: info@chipsmall.com Web: www.chipsmall.com

Address: A1208, Overseas Decoration Building, #122 Zhenhua RD., Futian, Shenzhen, China



			REVISIONS																																													
			REV	DESCRIPTION	DATE	APPROVED																																										
			01 ₀	RELEASED	12/1/93																																											
			NOTES: 1. CAPTURED CENTER CONTACT																																													
<table><tr><td>HOUSING</td><td>STAINLESS STEEL PER ASTM-A484 AND ASTM- A582, TYPE 303</td><td>PASSIVATE PER ASTM-A380</td></tr><tr><td>DIELECTRIC</td><td>TFE FLUOROCARBON ASTM-D-1457</td><td>N/A</td></tr><tr><td>CENTER CONTACT</td><td>BERYLLIUM COPPER PER ASTM B 196, ALLOY C17300, CONDITION H</td><td>GOLD PLATE PER MIL-G-45204 OVER NICKEL PER QQ-N-290</td></tr><tr><td>GASKET</td><td>CONDUCTIVE ELASTOMETERS PER MIL-G-83528</td><td>N/A</td></tr></table>			HOUSING	STAINLESS STEEL PER ASTM-A484 AND ASTM- A582, TYPE 303	PASSIVATE PER ASTM-A380	DIELECTRIC	TFE FLUOROCARBON ASTM-D-1457	N/A	CENTER CONTACT	BERYLLIUM COPPER PER ASTM B 196, ALLOY C17300, CONDITION H	GOLD PLATE PER MIL-G-45204 OVER NICKEL PER QQ-N-290	GASKET	CONDUCTIVE ELASTOMETERS PER MIL-G-83528	N/A																																		
HOUSING	STAINLESS STEEL PER ASTM-A484 AND ASTM- A582, TYPE 303	PASSIVATE PER ASTM-A380																																														
DIELECTRIC	TFE FLUOROCARBON ASTM-D-1457	N/A																																														
CENTER CONTACT	BERYLLIUM COPPER PER ASTM B 196, ALLOY C17300, CONDITION H	GOLD PLATE PER MIL-G-45204 OVER NICKEL PER QQ-N-290																																														
GASKET	CONDUCTIVE ELASTOMETERS PER MIL-G-83528	N/A																																														
<table><tr><td>COMPONENT</td><td>MATERIAL</td><td>FINISH</td></tr><tr><td colspan="3">UNLESS OTHERWISE SPECIFIED DIMENSIONS ARE IN INCHES TOLERANCE ON FRAC. DEC. ANGLES ± 1/64 ± .005 ± 1°</td></tr><tr><td colspan="3">DRAWN BY  DATE 12/1/93</td></tr><tr><td colspan="3">CHECKED BY </td></tr><tr><td colspan="3">APPD BY  12/1/93</td></tr><tr><td colspan="3">USE ASS'Y PROCEDURE</td></tr><tr><td colspan="3">NO. AP. N/A</td></tr><tr><td colspan="3">These drawings and specifications are the property of Omni Spectra Incorporated and shall not be reproduced or copied or used in whole or in part as the basis for the manufacture or sale of item(s) without written permission.</td></tr></table>			COMPONENT	MATERIAL	FINISH	UNLESS OTHERWISE SPECIFIED DIMENSIONS ARE IN INCHES TOLERANCE ON FRAC. DEC. ANGLES ± 1/64 ± .005 ± 1°			DRAWN BY  DATE 12/1/93			CHECKED BY 			APPD BY  12/1/93			USE ASS'Y PROCEDURE			NO. AP. N/A			These drawings and specifications are the property of Omni Spectra Incorporated and shall not be reproduced or copied or used in whole or in part as the basis for the manufacture or sale of item(s) without written permission.																								
COMPONENT	MATERIAL	FINISH																																														
UNLESS OTHERWISE SPECIFIED DIMENSIONS ARE IN INCHES TOLERANCE ON FRAC. DEC. ANGLES ± 1/64 ± .005 ± 1°																																																
DRAWN BY  DATE 12/1/93																																																
CHECKED BY 																																																
APPD BY  12/1/93																																																
USE ASS'Y PROCEDURE																																																
NO. AP. N/A																																																
These drawings and specifications are the property of Omni Spectra Incorporated and shall not be reproduced or copied or used in whole or in part as the basis for the manufacture or sale of item(s) without written permission.																																																
<table><tr><td>ELECTRICAL</td><td>MECHANICAL</td><td>ENVIRONMENTAL</td></tr><tr><td>Nominal Impedance (Ohms) 50</td><td>Interface Dimensions MIL-STD-348</td><td>Temperature Rating -65°C To +165°C</td></tr><tr><td>Frequency Range (GHz) DC - 18</td><td>FIG 310.2</td><td>Vibration - MIL-STD-202, Method 204, Condition D, 20G's</td></tr><tr><td>Volt Rating (VRMS MAX) N/A</td><td>Recommended Mating</td><td>Shock - MIL-STD-202, Method 107, Condition B</td></tr><tr><td>VSWR 1.04±.006 F(GHz)</td><td>Torque 7-10 InLbs</td><td>Thermal shock MIL-STD-202, Method 107, Condition B</td></tr><tr><td>Insertion Loss (dB MAX) .04 √F(GHz)</td><td>Mating Characteristics:</td><td>Except High Temp 115°C</td></tr><tr><td>RF Leakage (dB MIN) -70 - F(GHz)</td><td>Insertion (MAX Lbs) 3.0</td><td>Moisture Resistance - MIL-STD-202, Method 106</td></tr><tr><td>Corona, 70,000 Ft (VRMS MIN) 333</td><td>Withdrawal (MIN Oz) 1.0</td><td>Corrosion - MIL-STD-202, Method 101, Condition B, 5% salt spray</td></tr><tr><td>Dielectric Withstanding Voltage (VRMS MIN) 1000 @ sea level</td><td>Force To Engage (In/Lbs MAX) 2.0</td><td></td></tr><tr><td>Contact Resistance (Milliohms MAX)</td><td>Force To Disengage (In/Lbs MAX) 2.0</td><td></td></tr><tr><td>Center Contact 2.0</td><td>Center Contact Captivation</td><td></td></tr><tr><td>Outer Contact 2.0</td><td>Axial 6.0 Lbs</td><td></td></tr><tr><td>RF High Potential (VRMS MIN @ 5 MHz) 667 @ sea level</td><td>Radial N/A</td><td></td></tr><tr><td>I.R.(Megohms) 5000</td><td>Weight (Grams) T.B.D.</td><td></td></tr></table>			ELECTRICAL	MECHANICAL	ENVIRONMENTAL	Nominal Impedance (Ohms) 50	Interface Dimensions MIL-STD-348	Temperature Rating -65°C To +165°C	Frequency Range (GHz) DC - 18	FIG 310.2	Vibration - MIL-STD-202, Method 204, Condition D, 20G's	Volt Rating (VRMS MAX) N/A	Recommended Mating	Shock - MIL-STD-202, Method 107, Condition B	VSWR 1.04±.006 F(GHz)	Torque 7-10 InLbs	Thermal shock MIL-STD-202, Method 107, Condition B	Insertion Loss (dB MAX) .04 √F(GHz)	Mating Characteristics:	Except High Temp 115°C	RF Leakage (dB MIN) -70 - F(GHz)	Insertion (MAX Lbs) 3.0	Moisture Resistance - MIL-STD-202, Method 106	Corona, 70,000 Ft (VRMS MIN) 333	Withdrawal (MIN Oz) 1.0	Corrosion - MIL-STD-202, Method 101, Condition B, 5% salt spray	Dielectric Withstanding Voltage (VRMS MIN) 1000 @ sea level	Force To Engage (In/Lbs MAX) 2.0		Contact Resistance (Milliohms MAX)	Force To Disengage (In/Lbs MAX) 2.0		Center Contact 2.0	Center Contact Captivation		Outer Contact 2.0	Axial 6.0 Lbs		RF High Potential (VRMS MIN @ 5 MHz) 667 @ sea level	Radial N/A		I.R.(Megohms) 5000	Weight (Grams) T.B.D.					
ELECTRICAL	MECHANICAL	ENVIRONMENTAL																																														
Nominal Impedance (Ohms) 50	Interface Dimensions MIL-STD-348	Temperature Rating -65°C To +165°C																																														
Frequency Range (GHz) DC - 18	FIG 310.2	Vibration - MIL-STD-202, Method 204, Condition D, 20G's																																														
Volt Rating (VRMS MAX) N/A	Recommended Mating	Shock - MIL-STD-202, Method 107, Condition B																																														
VSWR 1.04±.006 F(GHz)	Torque 7-10 InLbs	Thermal shock MIL-STD-202, Method 107, Condition B																																														
Insertion Loss (dB MAX) .04 √F(GHz)	Mating Characteristics:	Except High Temp 115°C																																														
RF Leakage (dB MIN) -70 - F(GHz)	Insertion (MAX Lbs) 3.0	Moisture Resistance - MIL-STD-202, Method 106																																														
Corona, 70,000 Ft (VRMS MIN) 333	Withdrawal (MIN Oz) 1.0	Corrosion - MIL-STD-202, Method 101, Condition B, 5% salt spray																																														
Dielectric Withstanding Voltage (VRMS MIN) 1000 @ sea level	Force To Engage (In/Lbs MAX) 2.0																																															
Contact Resistance (Milliohms MAX)	Force To Disengage (In/Lbs MAX) 2.0																																															
Center Contact 2.0	Center Contact Captivation																																															
Outer Contact 2.0	Axial 6.0 Lbs																																															
RF High Potential (VRMS MIN @ 5 MHz) 667 @ sea level	Radial N/A																																															
I.R.(Megohms) 5000	Weight (Grams) T.B.D.																																															

AMP

TITLE

OSM TWO HOLE FLANGE MOUNT JACK RECEPTACLE WITH EMI/RFI GASKET

SIZE

B

CODE IDENT NO.

26805

2052-3354-02

REV

01₀

SCALE

5:1

SHEET 1 OF 1