



Electronics

SD Memory Card Connectors

DESCRIPTION


By linking assorted forms of digital equipment, the SD memory card stores digital files without requiring a computer. Tyco Electronics, an Executive Board member of the SD Association (SDA) standards committee, has kept pace with developments in secure digital technology and is equipped to offer connector solutions to meet customer needs.

KEY FEATURES

- Three different connector configuration sizes including: Standard, Mini, and Micro
- High-speed data transfer rate
- Designed for ease of customer use with available push/push and push/pull mating
- Manufactured to meet existing SD memory card standards
- RoHS Compliant

APPLICATIONS

- Digital cameras and camcorders
- Cell phones
- PDA's
- MP3 Players
- Computers
- Photo printers



FOR MORE INFORMATION

Technical Support

Internet: <http://www.tycoelectronics.com>

USA: 1-800-522-6752

Canada: 1-905-470-4425

UK: 44-141-810-8967

Japan: 81-44-844-8013

Name: Eric Himelright

Phone: 1-717-986-3750

Fax: 1-717-985-2833

E-mail: elhimelright@tycoelectronics.com

SD Memory Card Connectors

PART SPECIFICATIONS

Page 2

Description	Product Number	Insertion/ Removal	Mounting	Packaging	Features
Full Size Connector	1734234-1	Push/Pull	Top Mount	Tray	0.85 Locating Post
Full Size Connector	1734234-2	Push/Pull	Top Mount	Tape and Reel	0.85 Locating Post
Full Size Connector	1734234-3	Push/Pull	Top Mount	Tray	0.45 Locating Post
Full Size Connector	1734234-4	Push/Pull	Top Mount	Tape and Reel	0.45 Locating Post
Full Size Connector	1734472-1	Push/Push	Top Mount	Tray	40 Pieces Per Tray
Full Size Connector	1734472-2	Push/Push	Top Mount	Tray	32 Pieces Per Tray
Full Size Connector	1734472-3	Push/Push	Top Mount	Tape and Reel	300 Pieces Per Tray
Full Size Connector	1775059-1	Push/Push	Bottom Mount	Tape and Reel	Half Insertion Indicator/ Short Hold Downs
Full Size Connector	1775059-2	Push/Push	Bottom Mount	Tape and Reel	Half Insertion Indicator/ Long Hold Downs
Mini Connector	1775204-1	Push/Push	Bottom Mount	Tape and Reel	750 Pieces Per Tray
Micro Connector	1871602-1	Push/Push	Top Mount	Tape and Reel	Without Locating Post
Micro Connector	1871602-2	Push/Push	Top Mount	Tape and Reel	With Locating Post

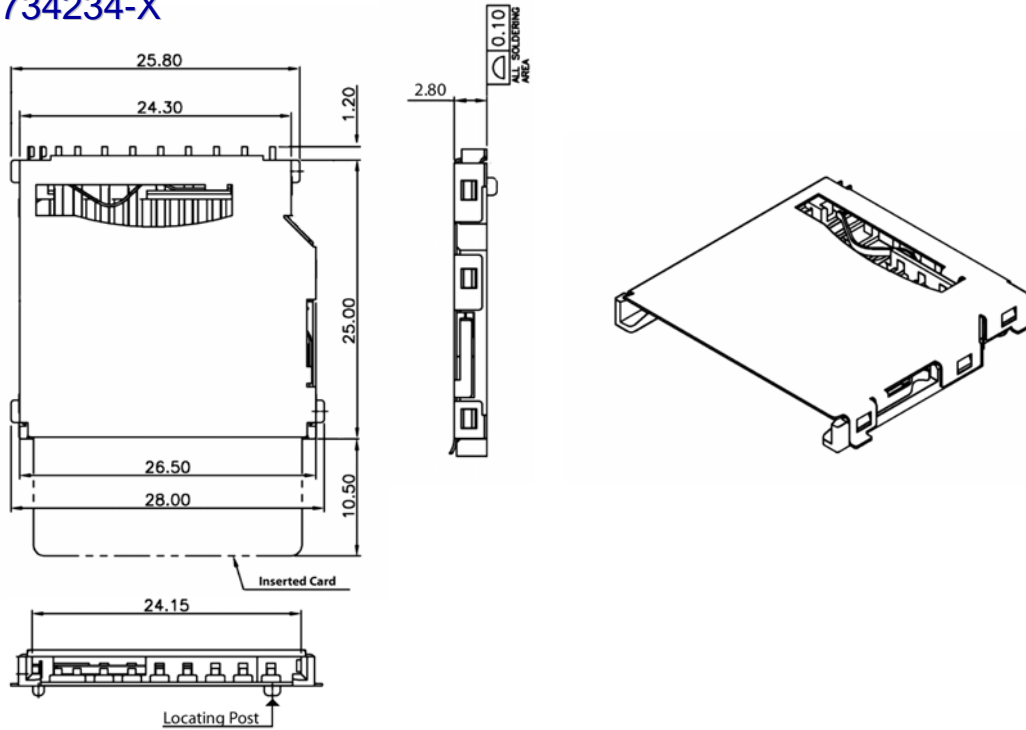
All Products are RoHS Compliant

SD Memory Card Connectors

PRODUCT DIMENSIONS

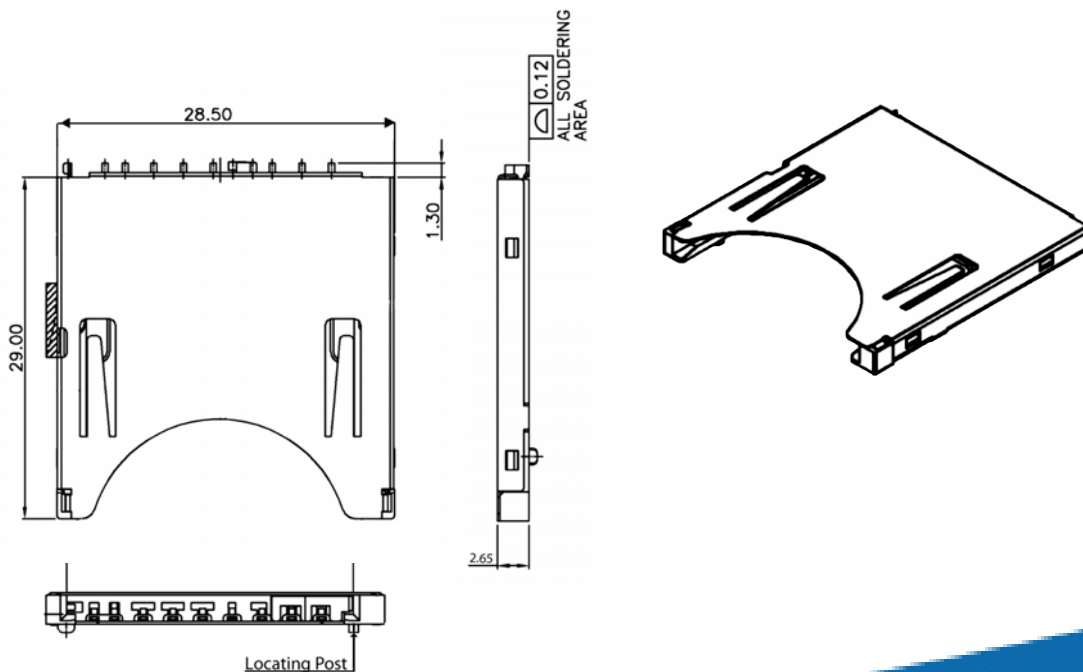
Full Size Connector: Top Mount, Push/Pull Insertion/Removal

P/N: 1734234-X



Full Size Connector: Top Mount, Push/Push Insertion/Removal

P/N: 1734472-X

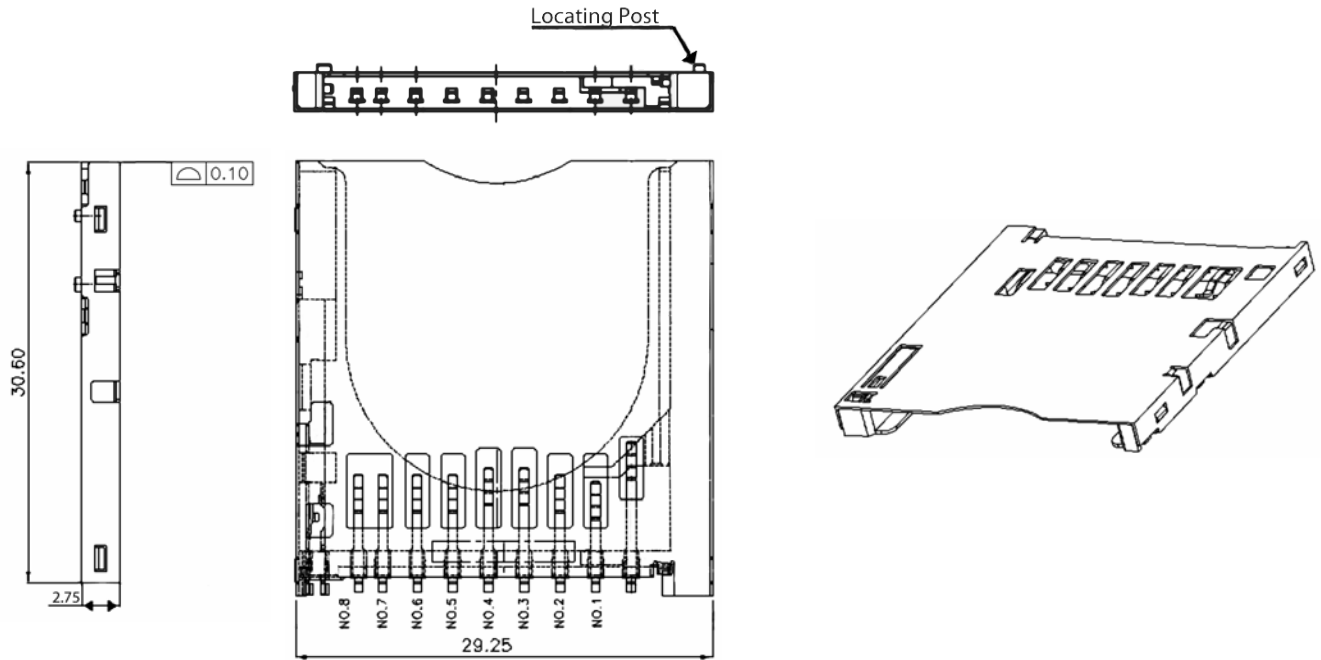


SD Memory Card Connectors

PRODUCT DIMENSIONS

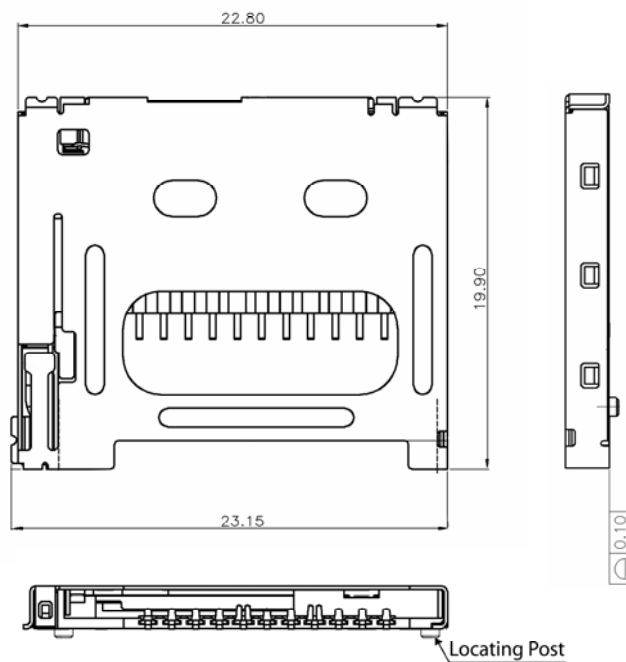
Full Size Connector: Bottom Mount, Push/Push Insertion/Removal

P/N: 1775059-X



Mini Connector: Bottom Mount, Push/Push Insertion/Removal

P/N: 1775204-X



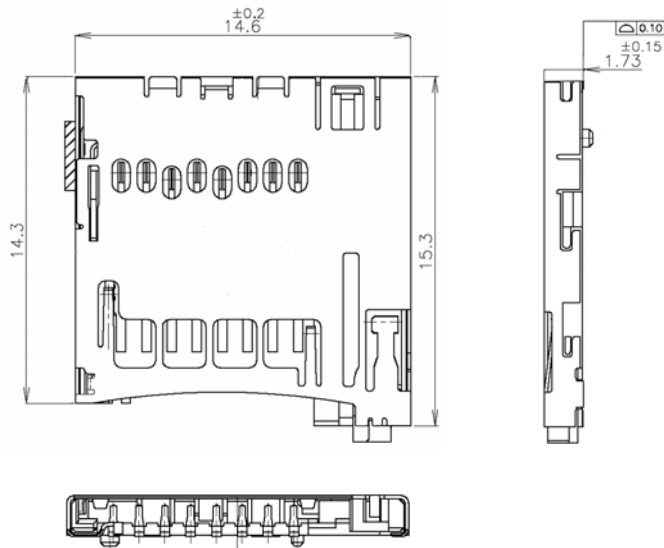
SD Memory Card Connectors

PRODUCT DIMENSIONS

Page 5

Micro Connector: Top Mount, Push/Push Insertion/Removal

P/N: 1871602-X



TYPICAL CONNECTOR PROPERTIES

Product Characteristics

Voltage Rating	Up to 100 VAC
Current Rating	0.5 amp
Operating Temperature	-25C to 90C
Mating Force	40N
Un-mating Force	2N

TECHNICAL DOCUMENTS

Base Part Number	Product Specification	Test Report
1734234 1734472	108-57127	501-57089
1775059	108-57504	501-57578
1775204	108-57589	501-57686
1871602	108-78337	Testing in Process

SD Memory Card Connectors

Restriction on the use of Hazardous Substances (RoHS)

Page 6

At Tyco Electronics, we're ready to support your RoHS requirements. We've assessed more than 1.5 million end items/components for RoHS compliance, and issued new part numbers where any change was required to eliminate the restricted materials. **Compliant – Part numbers in this catalog are RoHS Compliant, unless marked otherwise.** These products comply with European Union Directive. Part numbers in this catalog are identified as:

RoHS 2002/95/EC as amended 1 January 2006 restricts the use of lead, mercury, cadmium, hexavalent chromium, PBB, and PBDE in certain electrical and electronic products sold into the EU as of 1 July 2006.

For purposes of this Datasheet, included within the definition of RoHS Compliant are products that are clearly "Out of Scope" of the RoHS Directive such as hand tools and other non-electrical accessories.

Non-RoHS Compliant – These part numbers are identified with a "◆" symbol. **These products do not** comply with the material restrictions of the European Union Directive 2002/95/EC.

"5 of 6 Compliant" – A "●" symbol identifies these part numbers. These products do not fully comply with the European Union Directive 2002/95/EC because they contain lead in solderable interfaces (they do not contain any of the other five restricted substances above allowable limits). However, these products may be suitable for use in RoHS applications where there is an application-based exception for lead in solders, such as the server, storage, or networking infrastructure exemption.

Note - Information regarding RoHS compliance is provided based on reasonable inquiry of our suppliers and represents our current actual knowledge based on the information provided by our suppliers. This information is subject to change. For latest compliance status, refer to our website referenced below.

Getting the Information You Need

Our comprehensive on-line RoHS Customer Support Center provides a forum to answer your questions and support your RoHS needs. A RoHS FAQ (Frequently Asked Questions) is available with links to more detailed information. You can also submit RoHS questions and receive a response within 24 hours during a normal work week.

The Support Center also provides:

- Cross-Reference from Non-compliant to Compliant Products
- Ability to browse RoHS Compliant Products in our on-line catalog
- Downloadable Technical Data
- Customer Information Presentation
- More detailed information regarding the definitions used above



So whatever your questions when it comes to RoHS, we've got the answers at www.tycoelectronics.com/leadfree.

Disclaimer

White Tyco Electronics Corporation and its affiliates referenced herein ("Tyco Electronics") have made every reasonable effort to ensure the accuracy of the information in this catalog. Tyco Electronics does not guarantee that it is error free, nor does Tyco Electronics make any other representation, warranty or guarantee that the information is accurate, correct reliable or current.

Tyco Electronics reserves the right to make any adjustments to the information contained herein at any time without notice. Tyco Electronics expressly disclaims all implied warranties regarding the information contained herein, including, but not limited to, any implied warranties of merchantability or fitness for a particular purpose. Tyco Electronics' only obligations are those in the Tyco Electronics Standard Terms and Conditions of Sale, and in no case will Tyco Electronics be responsible for any incidental, indirect, or consequential damages arising from the sale, resale, or misuse of its products. Users should independently evaluate the suitability of, and test each product for, their application.

8-1773444-6-CC&CE_LHTG-PDF-07/06

© 2005 by Tyco Electronics Corporation. All Rights Reserved.
Tyco is a trademark. Other products, logos, and company names mentioned herein may be trademarks of their respective owners.

SD is a trademark of the Toshiba Corporation.

tyco
Electronics