

Network cable - VS-IP67-IP67-94C-LI/10,0 - 1413146


Please be informed that the data shown in this PDF Document is generated from our Online Catalog. Please find the complete data in the user's documentation. Our General Terms of Use for Downloads are valid (<http://phoenixcontact.com/download>)



Assembled Ethernet cable, shielded, 4-pair, AWG 26 flexible cable conduit capable (19-wire), RAL 5021 (sea blue), RJ45 connector/IP67 gray to RJ45 connector/IP67, gray, line, length 10 m

RoHS

Key Commercial Data

Packing unit	1 STK
GTIN	 4 046356 475761
GTIN	4046356475761

Technical data

Dimensions

Length of cable	10 m
-----------------	------

Ambient conditions

Degree of protection	IP67
----------------------	------

General data

Number of positions	8
Signal type/category	Ethernet
Degree of pollution	2
	2
Alternative short product description	Ethernet cable

Characteristics head 1

Head type	Plug straight RJ45
No. of positions (pin connector pattern)	8

Characteristics head 2

Head type	Plug straight RJ45
No. of positions (pin connector pattern)	8

Network cable - VS-IP67-IP67-94C-LI/10,0 - 1413146

Technical data

Standards and Regulations

Flammability rating according to UL 94	V2
--	----

Cable

Cable type	Ethernet drag chain CAT5
Cable type (abbreviation)	94C
UL AWM style	20963 (80°C/30 V)
Signal type/category	Ethernet CAT5 (IEC 11801), 1 Gbps
Cable structure	4x2xAWG26/19; S/UTP
Conductor cross section	4x 2x 0.14 mm ²
AWG signal line	26
Conductor structure signal line	19x 0.10 mm
Core diameter including insulation	1 mm
Wire colors	white/blue-blue, white/orange-orange, white/green-green, white/brown-brown
Twisted pairs	2 cores to the pair
Overall twist	Four pairs and four fillers to the core
Shielding	Tinned copper braided shield
Optical shield covering	90 %
External sheath, color	water blue RAL 5021
Outer sheath thickness	0.85 mm
External cable diameter D	6.9 mm +0.1 mm - 0.2 mm
Minimum bending radius, fixed installation	4 x D
Minimum bending radius, flexible installation	8 x D
Number of bending cycles	5000000
Minimum bending radius, drag chain applications	7,5 x D
Traversing rate	3 m/s
Acceleration	5 m/s ²
Tensile strength short-term/long-term	≤ 100 N
Cable weight	57 kg/km
Outer sheath, material	PUR
Material conductor insulation	PP
Conductor material	Bare Cu litz wires
Insulation resistance	≥ 500 MΩ*km
Loop resistance	≤ 290 Ω (per km)
Cable capacity	approx. 50 nF/km (at 1 kHz)
Wave impedance	100 Ω ±5 Ω (at 100 MHz)
Signal runtime	5.3 ns/m
Coupling resistance	≤ 100.00 mΩ/m (At 10 MHz)
Nominal voltage, cable	≤ 100 V
Test voltage Core/Core	700 V (50 Hz, 1 min.)
Test voltage Core/Shield	700 V (50 Hz, 1 min.)

Network cable - VS-IP67-IP67-94C-LI/10,0 - 1413146

Technical data

Cable

Flame resistance	according to IEC 60332-1-2
Halogen-free	According to IEC 60754-1
Resistance to oil	according to EN 60811-2-1
Ambient temperature (operation)	-40 °C ... 80 °C (cable, fixed installation)
	-20 °C ... 80 °C (cable, flexible installation)
Ambient temperature (installation)	-20 °C ... 80 °C
Ambient temperature (storage/transport)	-20 °C ... 80 °C

Environmental Product Compliance

China RoHS	Environmentally Friendly Use Period = 50
	For details about hazardous substances go to tab "Downloads", Category "Manufacturer's declaration"

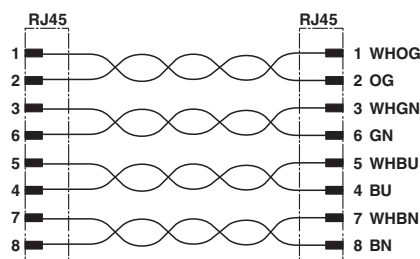
Drawings

Cable cross section

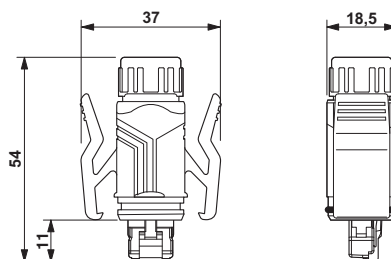


Ethernet drag chain CAT5 [94C]

Circuit diagram



Dimensional drawing



Approvals

Approvals

Approvals

EAC

Network cable - VS-IP67-IP67-94C-LI/10,0 - 1413146

Approvals

Ex Approvals

Approval details

EAC		B.00767
-----	---	---------



Phoenix Contact 2017 © - all rights reserved
<http://www.phoenixcontact.com>

PHOENIX CONTACT GmbH & Co. KG
Flachsmarktstr. 8
32825 Blomberg
Germany
Tel. +49 5235 300
Fax +49 5235 3 41200
<http://www.phoenixcontact.com>