

## Network cable - NBC-R4MC/2,0-93E/R4MC - 1408938

Please be informed that the data shown in this PDF Document is generated from our Online Catalog. Please find the complete data in the user's documentation. Our General Terms of Use for Downloads are valid (<http://download.phoenixcontact.com>)



Assembled Ethernet cable, CAT5e, shielded, 2-pair, 26 AWG stranded (7-wire), RAL 5021 (water blue), RJ45 plug/IP67, gray to RJ45 plug/IP67, gray, line, length: 2 m



### Key commercial data

Packing unit	1 pc
Custom tariff number	85444210
Country of origin	Poland

### Technical data

#### Dimensions

Length of cable	2 m
-----------------	-----

#### Ambient conditions

Degree of protection	IP67 (RJ45 connector)
----------------------	-----------------------

#### General data

Rated current at 40°C	1 A
Rated voltage	50 V
Number of positions	4
Signal type/category	Ethernet CAT5 (IEC 11801:2002), 100 Mbps
	Ethernet CAT5e (TIA 568B:2001), 100 Mbps
Pollution degree	2

#### Characteristics head 1

Head type	Plug Straight RJ45 Clip locking / IP67
No. of positions (pin connector pattern)	4 (8)
Color	Gray
Material (component)	CuSn (Contact)

## Network cable - NBC-R4MC/2,0-93E/R4MC - 1408938

### Technical data

#### Characteristics head 1

	Ni/Au (Contact surface)
	PC (Contact carriers)
	PA (Housing)
Insertion/withdrawal cycles	≥ 750
Ambient temperature (operation)	-20 °C ... 70 °C

#### Characteristics head 2

Head type	Plug Straight RJ45 Clip locking / IP67
No. of positions (pin connector pattern)	4 (8)
Color	Gray
Material (component)	CuSn (Contact)
	Ni/Au (Contact surface)
	PC (Contact carriers)
	PA (Housing)
Insertion/withdrawal cycles	≥ 750
Ambient temperature (operation)	-20 °C ... 70 °C

#### Cable

Cable type	PUR ETHERNET 2x2 FLEX
Cable type (abbreviation)	93E
UL AWM style	20963 (80°C/30 V)
Signal type/category	Ethernet CAT5 (IEC 11801:2002), 100 Mbps
	Ethernet CAT5e (TIA 568B:2001), 100 Mbps
Cable structure	2x2xAWG26/7; SF/UTP
Conductor cross section	2x 2x 0.14 mm <sup>2</sup>
AWG signal line	26
Conductor structure signal line	7x 0.16 mm
Core diameter including insulation	0.98 mm
Wire colors	white/orange-orange, white/green-green
Twisted pairs	2 cores to the pair
Overall twist	Two pairs with two fillers to the core
Shielding	Aluminum-coated foil, tinned copper braided shield
Optical shield covering	70 %
External sheath, color	water blue RAL 5021
External cable diameter D	6.4 mm ±0.2 mm
Minimum bending radius, fixed installation	4 x D
Minimum bending radius, flexible installation	8 x D
Tensile strength short-term/long-term	≤ 80N

## Network cable - NBC-R4MC/2,0-93E/R4MC - 1408938

### Technical data

#### Cable

Cable weight	42 kg/km
Outer sheath, material	PUR
Material conductor insulation	Foamed PE
Conductor material	Bare Cu litz wires
Insulation resistance	$\geq 500 \text{ M}\Omega \cdot \text{km}$ (at 20 °C)
Conductor resistance	$\leq 290000000 \text{ }\Omega/\text{km}$ (at 20 °C)
Working capacitance	45 nF (At 1 kHz)
Wave impedance	100 $\Omega \pm 5 \text{ }\Omega$ (at 100 MHz)
Signal runtime	5.3 ns/m
Nominal voltage, cable	$\leq 100 \text{ V}$
	300 V (Outer cable sheath)
Test voltage Core/Core	700 V (50 Hz, 1 min.)
Test voltage Core/Shield	700 V (50 Hz, 1 min.)
Flame resistance	IEC 60332-1-2
Halogen-free	According to IEC 60754-1
Resistance to oil	in accordance with DIN EN 60811-2-1
Ambient temperature (operation)	-40 °C ... 80 °C (cable, fixed installation)
	-20 °C ... 80 °C (cable, flexible installation)
Ambient temperature (installation)	-20 °C ... 80 °C
Ambient temperature (storage/transport)	-20 °C ... 80 °C

### Classifications

#### eCl@ss

eCl@ss 4.0	272607xx
eCl@ss 4.1	27260701
eCl@ss 5.0	27260701
eCl@ss 5.1	27060307
eCl@ss 6.0	27061801
eCl@ss 7.0	27061801
eCl@ss 8.0	27061801

#### ETIM

ETIM 3.0	EC000830
ETIM 4.0	EC002599
ETIM 5.0	EC002599

# Network cable - NBC-R4MC/2,0-93E/R4MC - 1408938

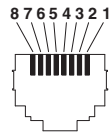
## Classifications

### UNSPSC

UNSPSC 6.01	26121616
UNSPSC 7.0901	26121616
UNSPSC 11	26121604
UNSPSC 12.01	31261501
UNSPSC 13.2	26121616

## Drawings

Schematic diagram



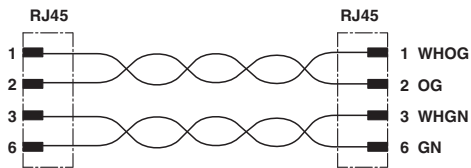
Connector pin assignment plug RJ45

Cable cross section



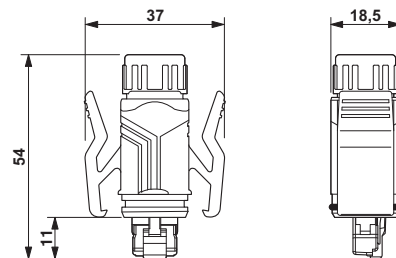
PUR ETHERNET 2x2 FLEX [93E]

Circuit diagram



Contact assignment of RJ45 plugs

Dimensioned drawing



RJ45-connector, IP67