

Y distributor - SAC-3P-M12Y/2XM12FS 3L - 1403627

Please be informed that the data shown in this PDF Document is generated from our Online Catalog. Please find the complete data in the user's documentation. Our General Terms of Use for Downloads are valid (<http://phoenixcontact.com/download>)



Y distributor, 3-position, Plug straight M12 SPEEDCON, A-coded, on Socket straight M12 SPEEDCON, A-coded and Socket straight M12 SPEEDCON, A-coded, with 3 LEDs



Key Commercial Data

Packing unit	5 STK
GTIN	
GTIN	4046356726924

Technical data

Dimensions

Center distance	21 mm
-----------------	-------

Ambient conditions

Ambient temperature (operation)	-25 °C ... 90 °C (Plug / socket)
Degree of protection	IP65
	IP67

General

Rated current at 40°C	4 A
Rated voltage	24 V DC
Number of positions	3
Color handle area	black
Insulation resistance	≥ 100 MΩ
Coding	A - standard
Standards/regulations	M12 connector IEC 61076-2-101
Status display	3 LEDs
Overvoltage category	II
Degree of pollution	3
Insertion/withdrawal cycles	≥ 100

Y distributor - SAC-3P-M12Y/2XM12FS 3L - 1403627

Technical data

General

Torque	0.4 Nm (M12 connector)
--------	------------------------

Material

Flammability rating according to UL 94	HB
Contact material	CuZn
Contact surface material	Ni/Au
Contact carrier material	TPU GF
Material of grip body	TPU, hardly inflammable, self-extinguishing
Material, knurls	Zinc die-cast, nickel-plated
Sealing material	NBR

Standards and Regulations

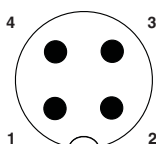
Standard designation	M12 connector
Standards/regulations	IEC 61076-2-101
Flammability rating according to UL 94	HB

Environmental Product Compliance

REACH SVHC	Lead 7439-92-1
China RoHS	Environmentally Friendly Use Period = 50
	For details about hazardous substances go to tab "Downloads", Category "Manufacturer's declaration"

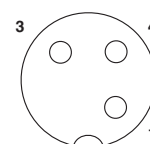
Drawings

Schematic diagram



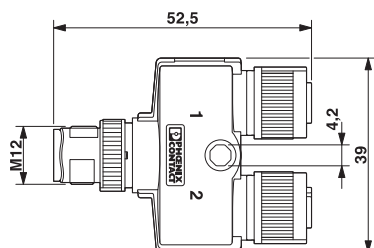
Pin assignment M12 plug, 4-pos., A-coded, view plug side

Schematic diagram



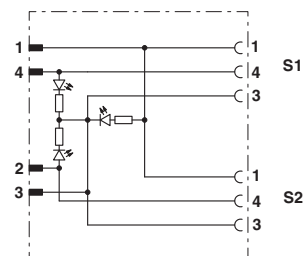
Pin assignment M12 socket, 3-pos., A-coded, view female side

Dimensional drawing



M12 Y distributor

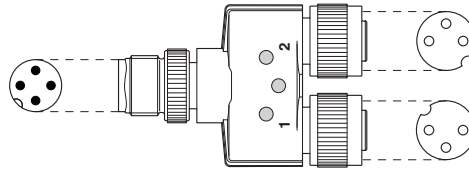
Circuit diagram



Contact assignment of the M12 Y distributor

Y distributor - SAC-3P-M12Y/2XM12FS 3L - 1403627

Schematic diagram



Layout of connector pin assignments

Phoenix Contact 2018 © - all rights reserved
<http://www.phoenixcontact.com>

PHOENIX CONTACT GmbH & Co. KG
Flachsmarktstr. 8
32825 Blomberg
Germany
Tel. +49 5235 300
Fax +49 5235 3 41200
<http://www.phoenixcontact.com>